

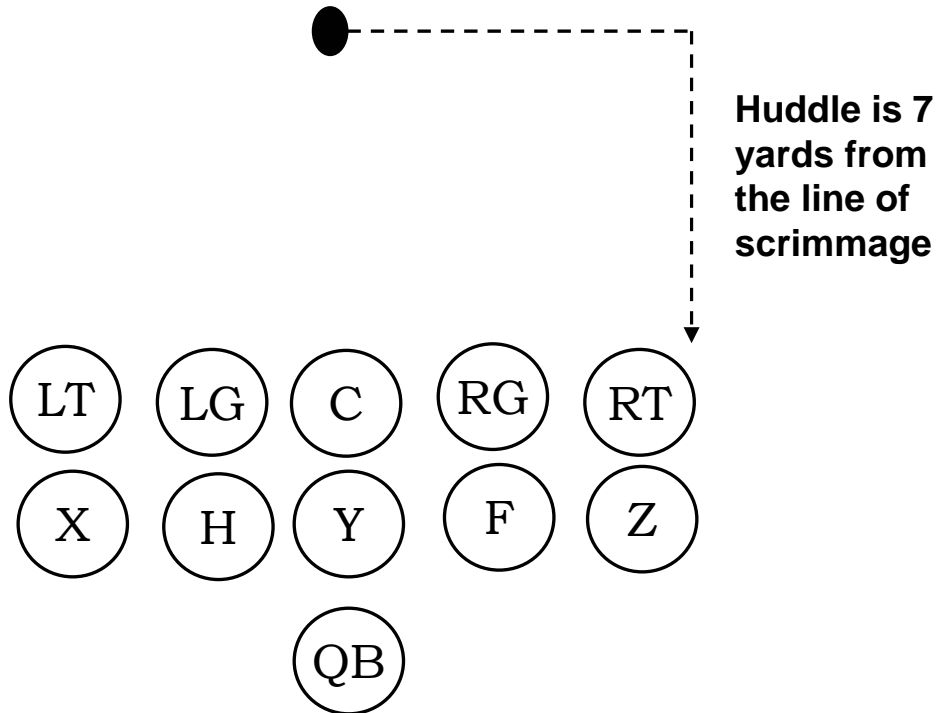
OKLAHOMA SOONERS



OFFENSIVE PLAYBOOK 1999

(Mike Leach)

HUDDLE FORMATION

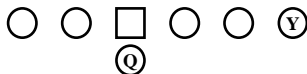


FORMATIONS

Color Sets = 2 Backs

Blue Right

X



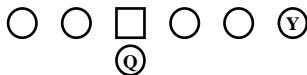
Z

H

F

Green Right

X



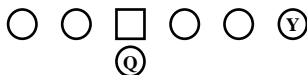
Z

F

H

Orange Right

X



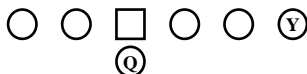
Z

F

H

Red Right

X



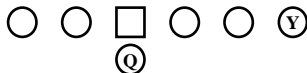
Z

H

F

Brown Right

X



Z

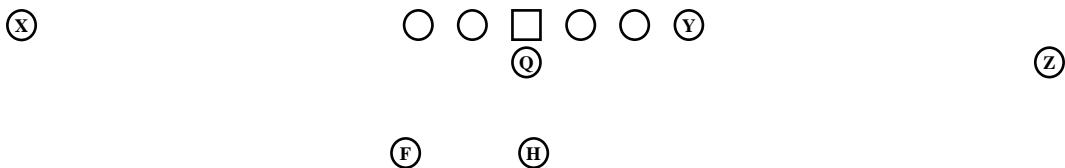
H

F

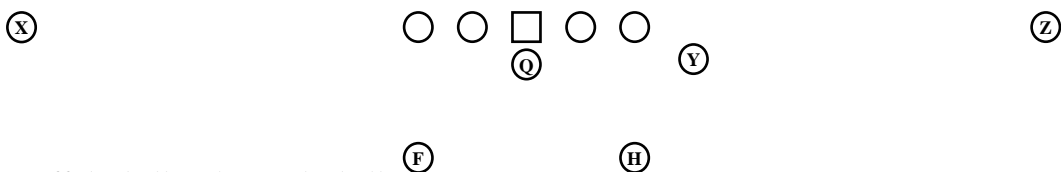
FORMATIONS

Color Sets = 2 Backs Continued

Tan Right

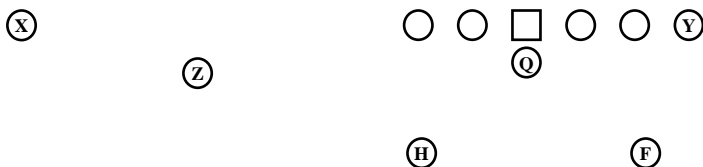


Blue Rip



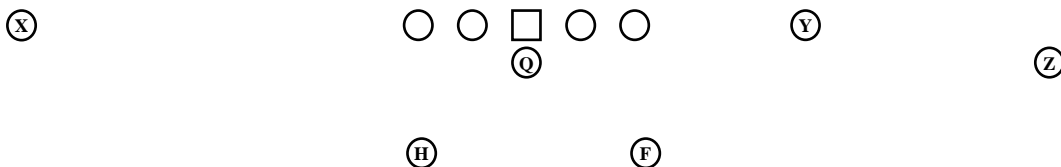
Rip puts Y off the ball and Z on the ball

Blue Right Flip



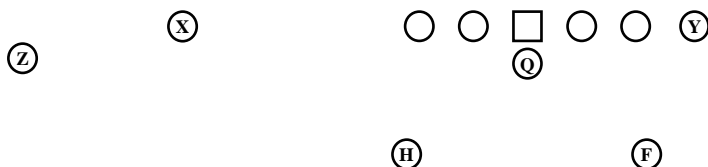
Flip moves Z inside of X

Blue Right Open



Open tells Y to have a wide split

Brown Right

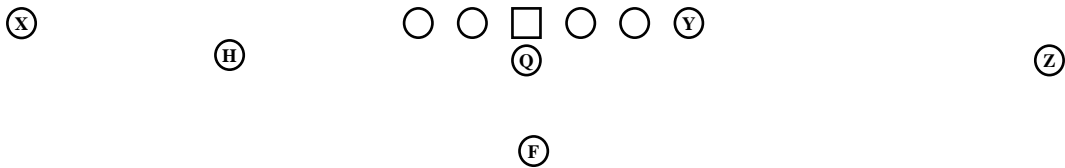


Flop moves Z outside of X

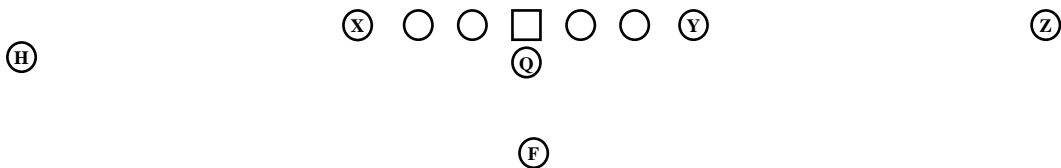
FORMATIONS

Name Sets = 1 Back

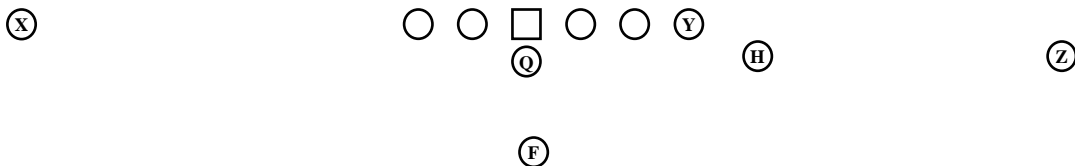
Ace Right



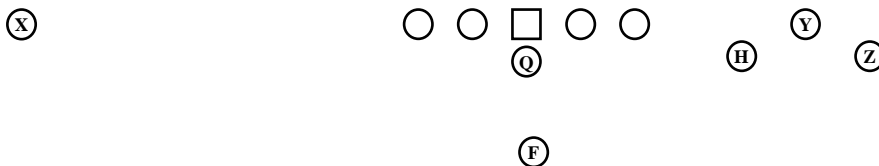
Dart Right



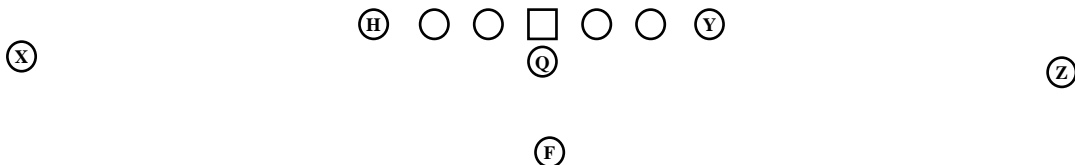
Early Right



Slot Right



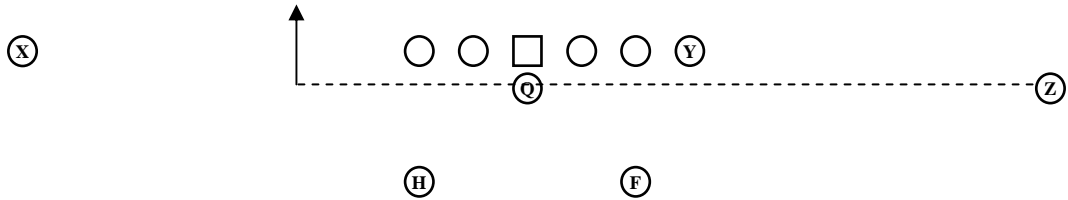
Deuce Right



MOTIONS

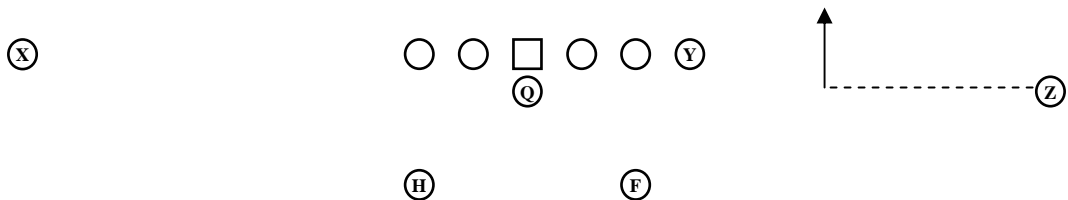
We can motion any player that is off the ball

Blue Right Z Move



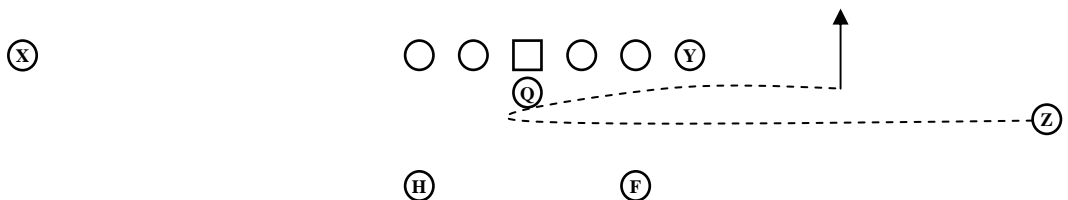
MOVE – Motion across the field.

Blue Right Z Fly



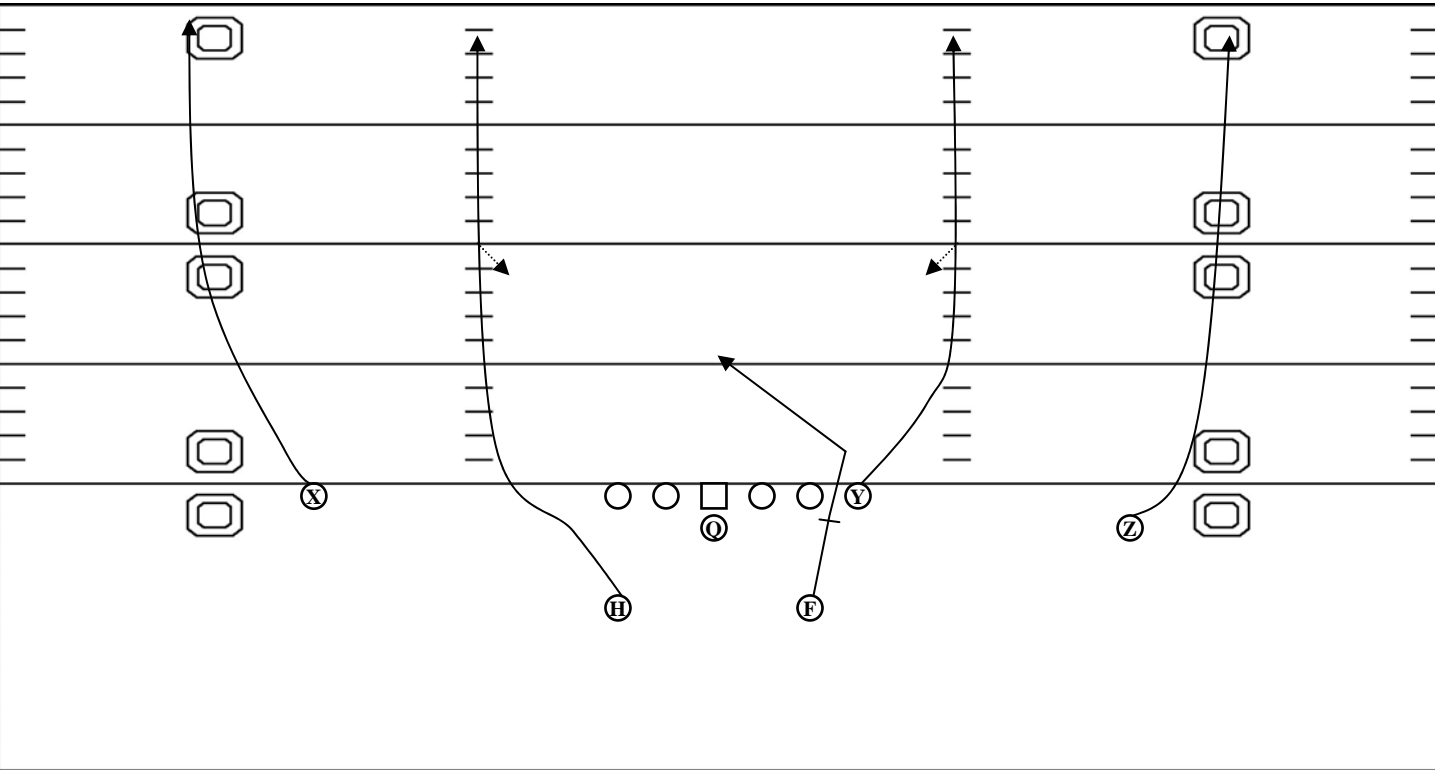
FLY – Motion in.

Blue Right Z Orbit



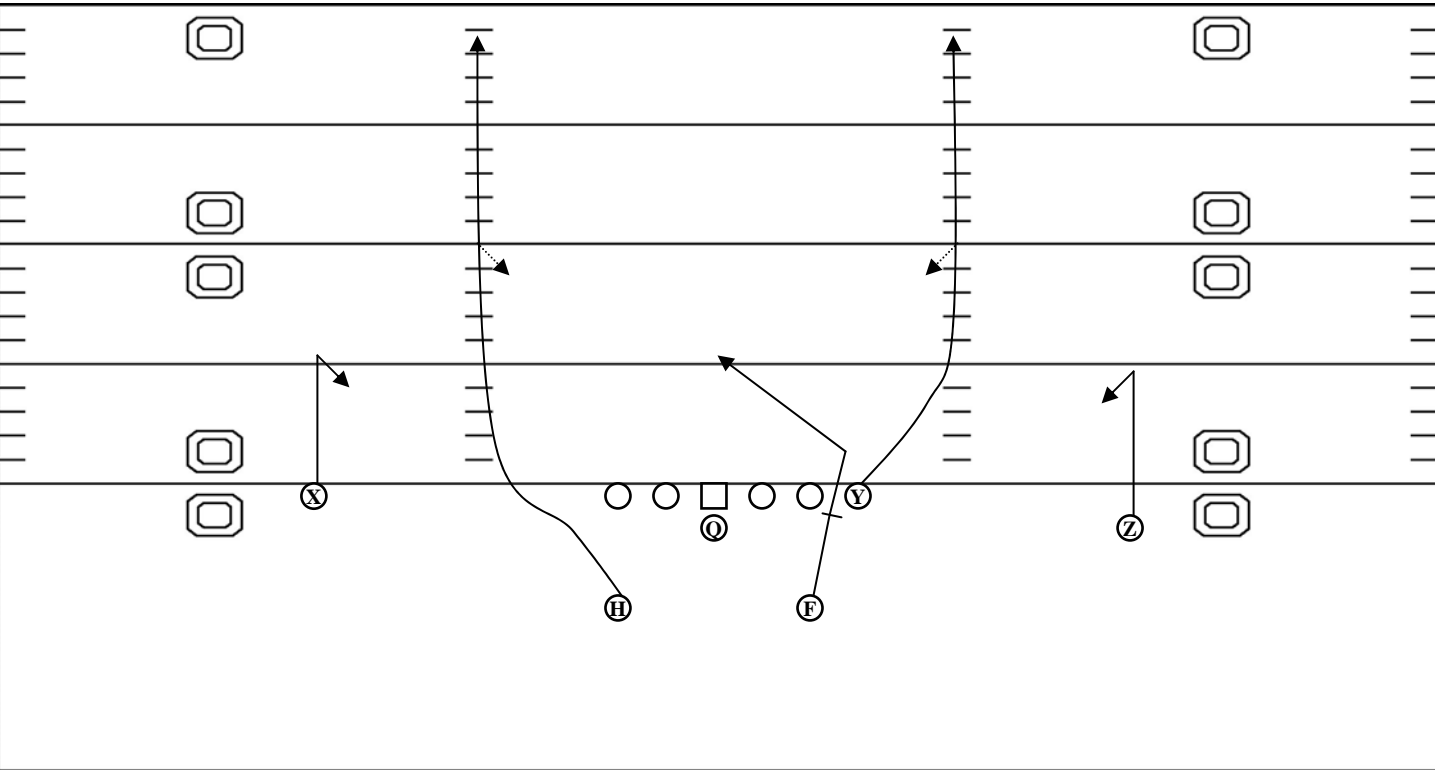
ORBIT – Motion into the opposite A gap and return out.

Blue Right 6 (All Verticals)



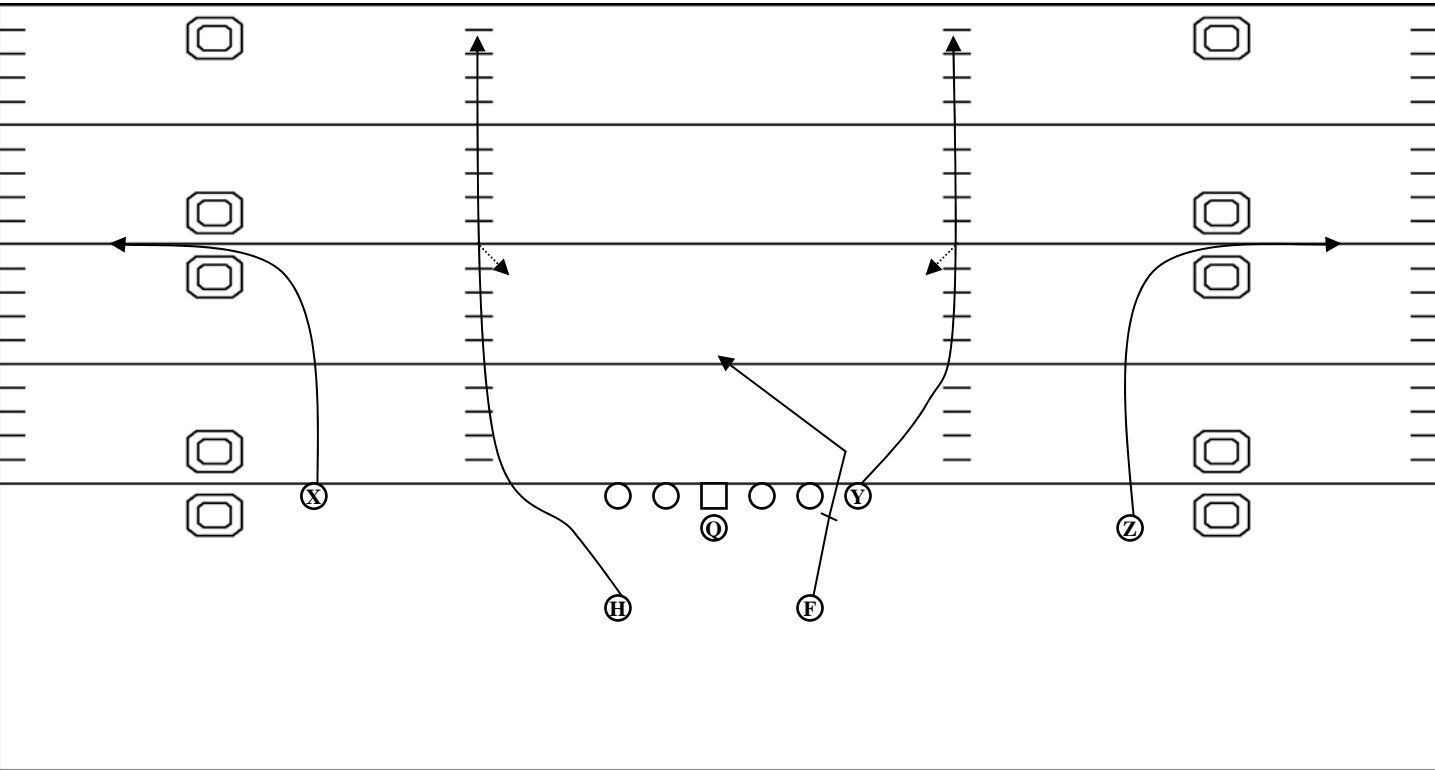
POS	Assignment
QB	3 step drop. If receiver get held up continue to a 5 step drop. 1 step drop in gun. Pick a side and read across the field. Look to the side where the defense is playing tight.
X	Outside release. Get back over the top of the defender. Run an up route. Stay on the numbers. Beat them deep. Work to catch the ball over the outside shoulder.
Y	Outside release. Run a seam route up the hash. After 10 yards decide whether to settle in the hole or beat them deep.
Z	Outside release. Get back over the top of the defender. Run an up route. Stay on the numbers. Beat them deep. Work to catch the ball over the outside shoulder.
H	Check pass protection. Run a seam route up the hash. After 10 yards decide whether to settle in the hole or beat them deep.
F	Check pass protection. Run an under route 0 – 5 yards deep over the ball. VS Nickel front Call Roger

Blue Right 66 (Hitch Outside)



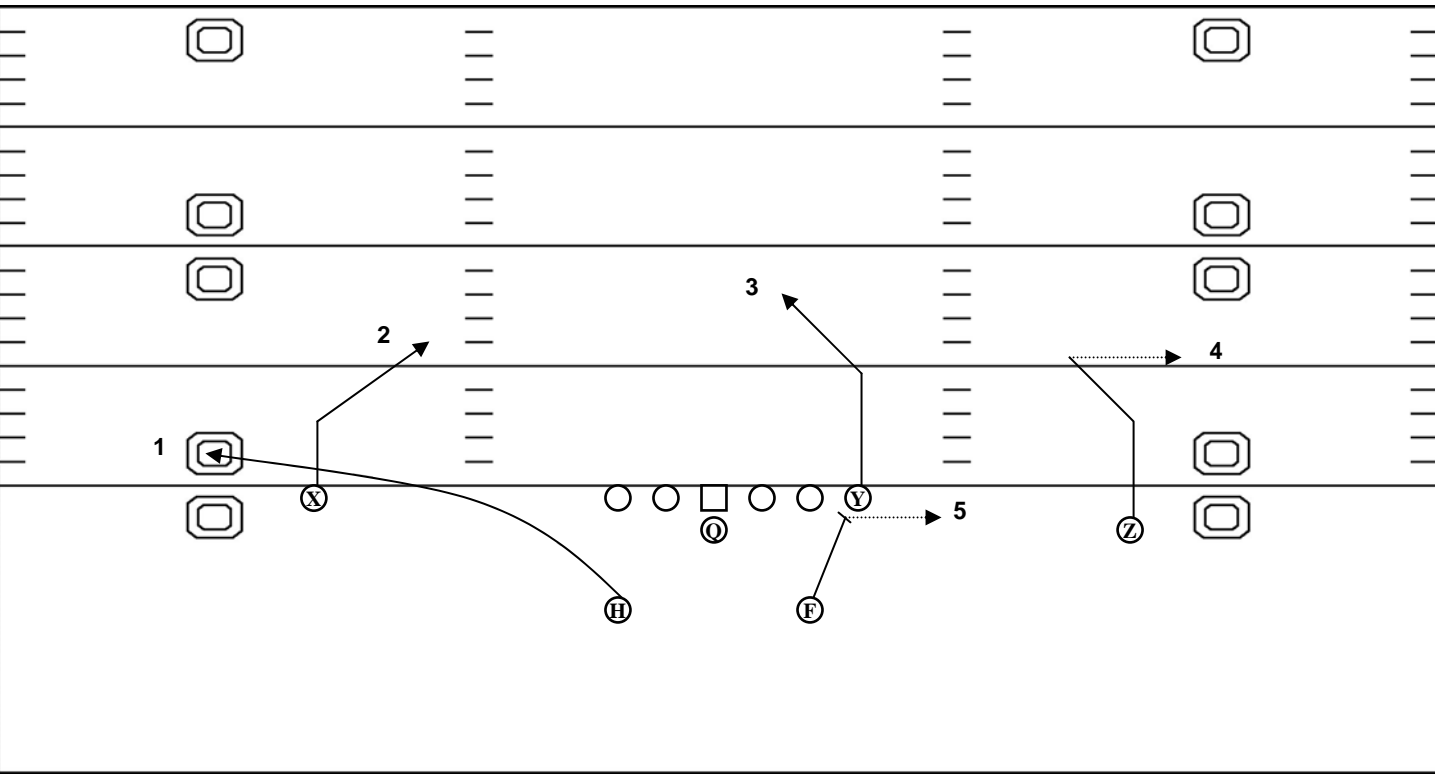
POS	Assignment
QB	3 step drop. 1 step drop in gun. Pick a side and read across the field. Look to the side where the defense is playing loose or the defender is bailing
X	Inside release. Run a 3 step hitch route and settle inside. Expect the ball early.
Y	Outside release. Run a seam route up the hash. After 10 yards decide whether to settle in the hole or beat them deep.
Z	Inside release. Run a 3 step hitch route and settle inside. Expect the ball early.
H	Check pass protection. Run a seam route up the hash. After 10 yards decide whether to settle in the hole or beat them deep.
F	Check pass protection. Run an under route 0 – 5 yards deep over the ball. VS Nickel front Call Roger

Blue Right 60 (Out Routes)



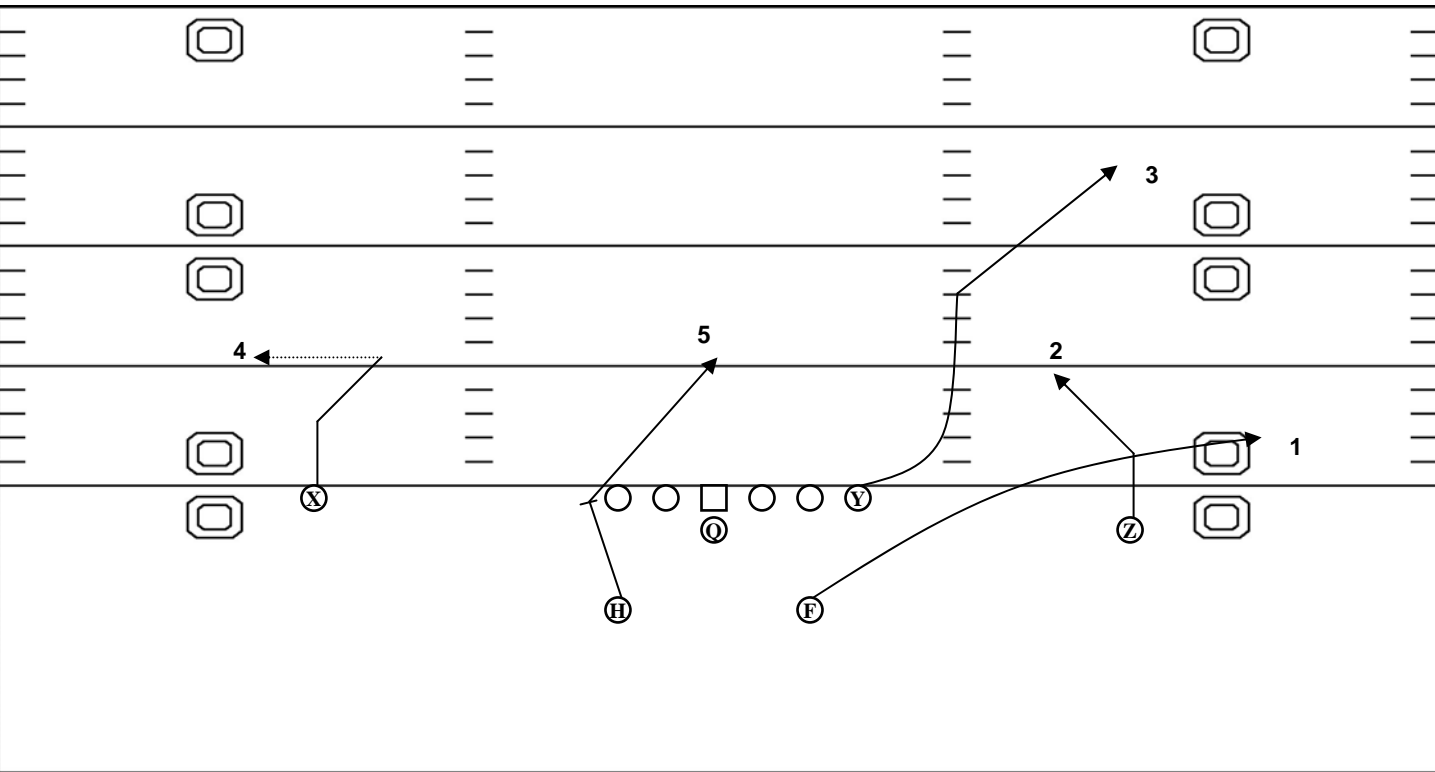
POS	Assignment
QB	5 step drop. 1 step drop in gun. Pick a side and read across the field. Look to the side where the defense is playing loose or the defender is bailing. Also look to the side where the WR has outside leverage on the defender.
X	Cheat split in so you have room to the outside. Outside release. Push vertical, speed cut and run a 10 yard out route. Come downhill slightly after you make your cut.
Y	Outside release. Run a seam route up the hash. After 10 yards decide whether to settle in the hole or beat them deep.
Z	Cheat split in so you have room to the outside. Outside release. Push vertical, speed cut and run a 10 yard out route. Come downhill slightly after you make your cut.
H	Check pass protection. Run a seam route up the hash. After 10 yards decide whether to settle in the hole or beat them deep.
F	Check pass protection. Run an under route 0 – 5 yards deep over the ball. VS Nickel front Call Roger

Blue Right 7 (H-Shoot)



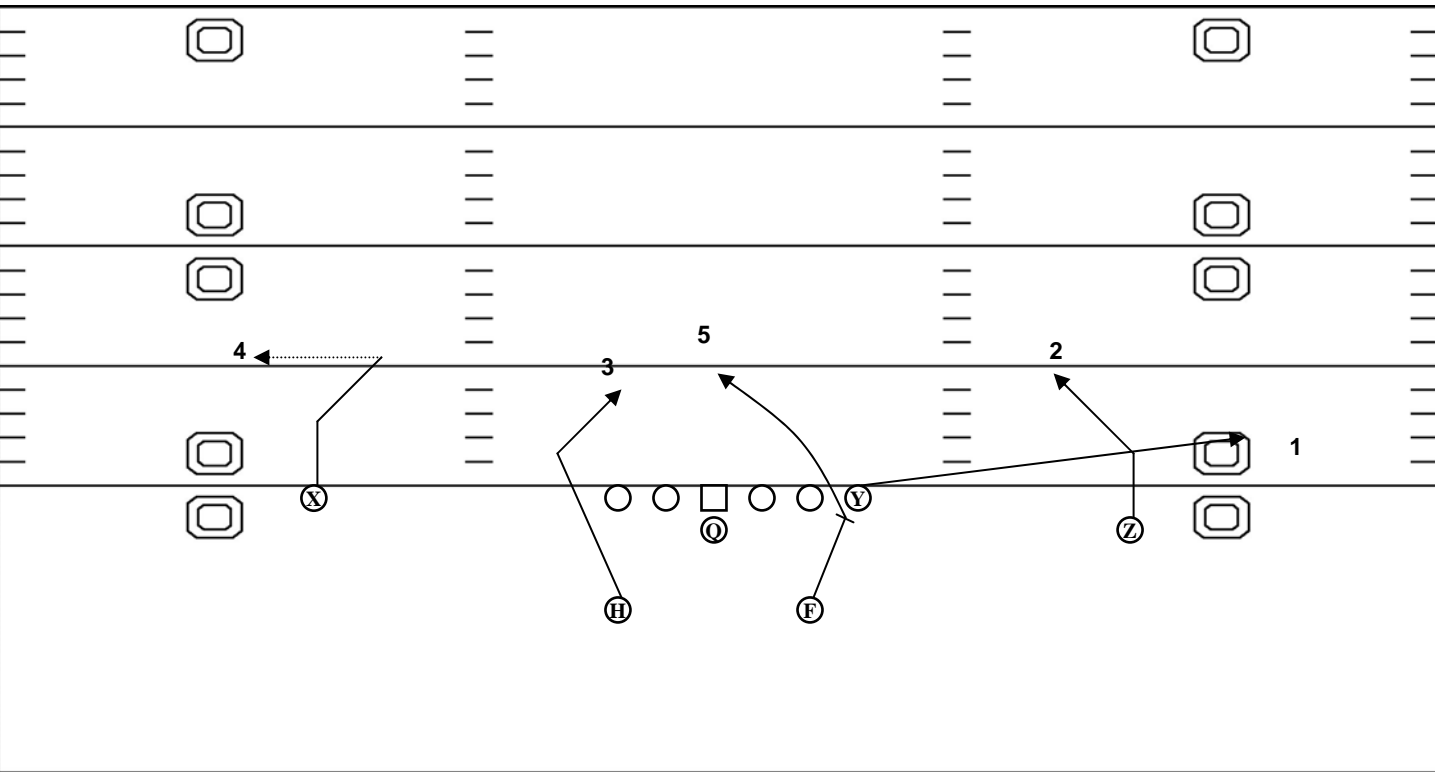
POS	Assignment
QB	1-3 step drop. 0-1 step drop in gun. Reads 1-H, 2-X, 3-Y, 4-Z, 5-F. Look for leverage to the flat by H or leverage to the inside by X. Key the flat defender and throw opposite.
X	Inside release. Run a 1 step slant route. Settle in the hole vs. zone, run vs. man. Expect ball early.
Y	Inside release. Run a 3 step slant route. Stick the route. Settle vs. zone, run vs. man.
Z	Inside release. Run a slant return route. Take your time and settle in slant area. When Quarterback's eyes come to you sit if open, break outside if covered.
H	Run a shoot route to the numbers, 0-3 yards deep. Expect the ball early.
F	Check pass protection. Leak to flat outside of tackle vs. Nickel Call Roger.

Blue Right 8 (F-Shoot)



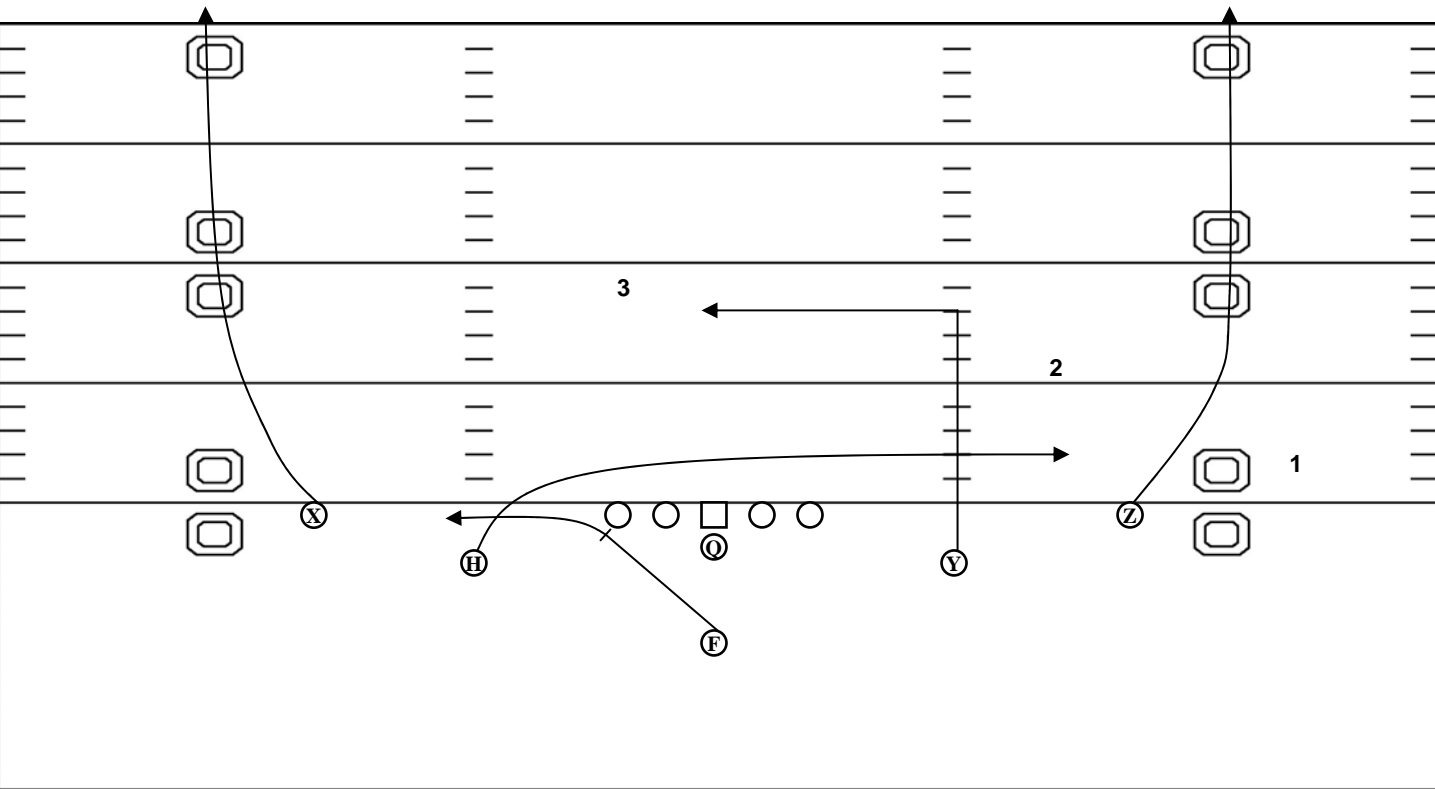
POS	Assignment
QB	1-3 step drop. 0-1 step drop in gun. Reads 1-F, 2-Z, 3-Y, 4-X, 5-H. Throw quick to F if he is open. Pre-snap look for who has leverage. Key the cornerback and throw opposite.
X	Inside release. Run a slant return route. Take your time and settle in slant area. When Quarterback's eyes come to you sit if open, break outside if covered.
Y	Outside release. Run an 8-10 yard corner route.. Push the route vertical 8-10 yards, stick the route, break to the corner at an angle away from coverage.
Z	Inside release. Run a 1 step slant route. Settle in the hole vs. zone, run vs. man. Expect ball early.
H	Check pass protection, vs. Nickel Call Louie. Run an under route 0-5 yards deep over the ball.
F	Run a shoot route to the numbers, 0-3 yards deep. Expect the ball early.

Blue Right 9 (Y-Shoot)



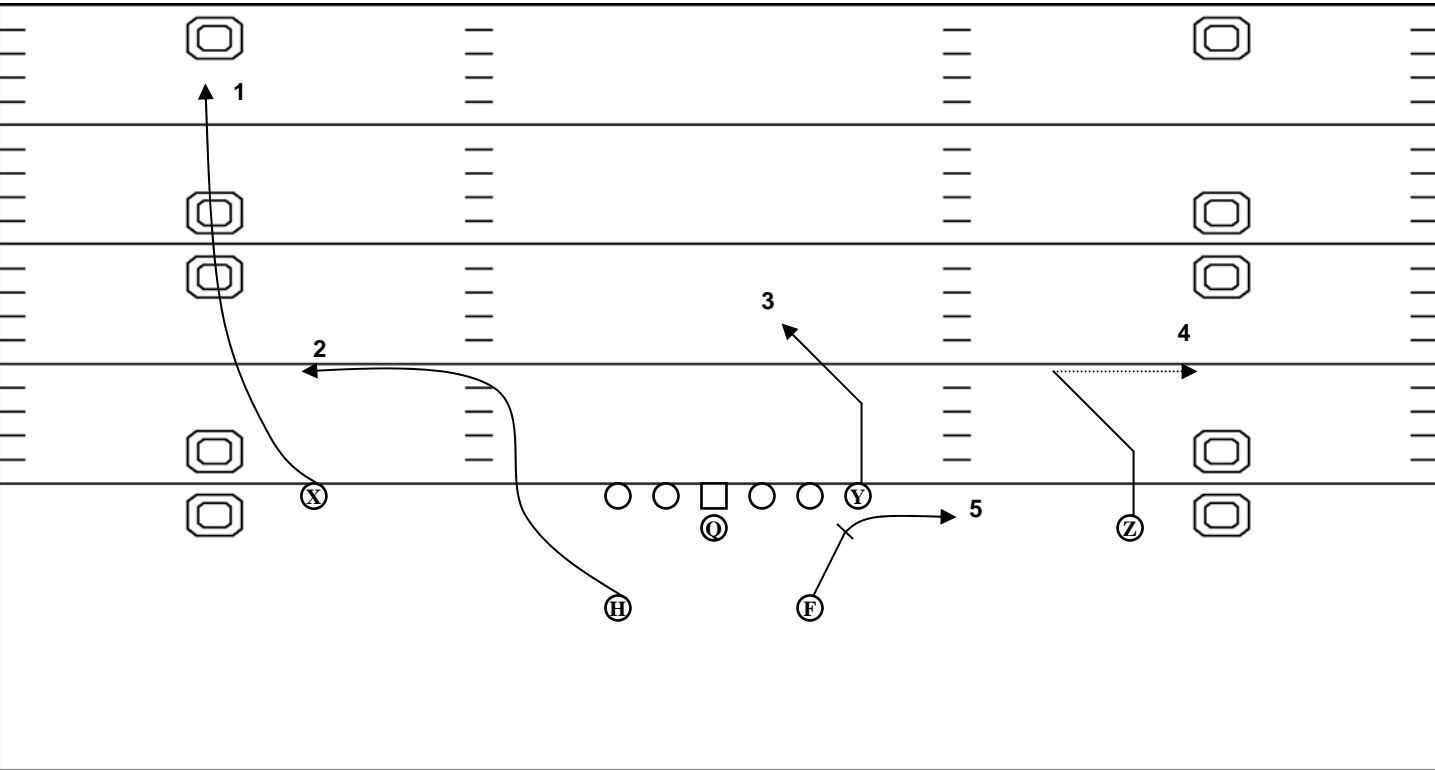
POS	Assignment
QB	1-3 step drop. 0-1 step drop in gun. Reads 1-Y, 2-Z, 3-H, 4-X, 5-F. Throw quick to F if he is open. Pre-snap look for who has leverage. Key the cornerback and throw opposite.
X	Inside release. Run a slant return route. Take your time and settle in slant area. When Quarterback's eyes come to you sit if open, break outside if covered.
Y	Run a shoot route to the numbers, 0-3 yards deep. Expect the ball early.
Z	Inside release. Run a 1 step slant route. Settle in the hole vs. zone, run vs. man. Expect ball early.
H	Run a 3 step slant route. Get inside the defender. Stick to the route. Settle vs. zone, run vs. man
F	Check pass protection, vs. Nickel Call Roger. Run an under route 0-5 yards deep over the ball.

Ace Rip 6 Shallow



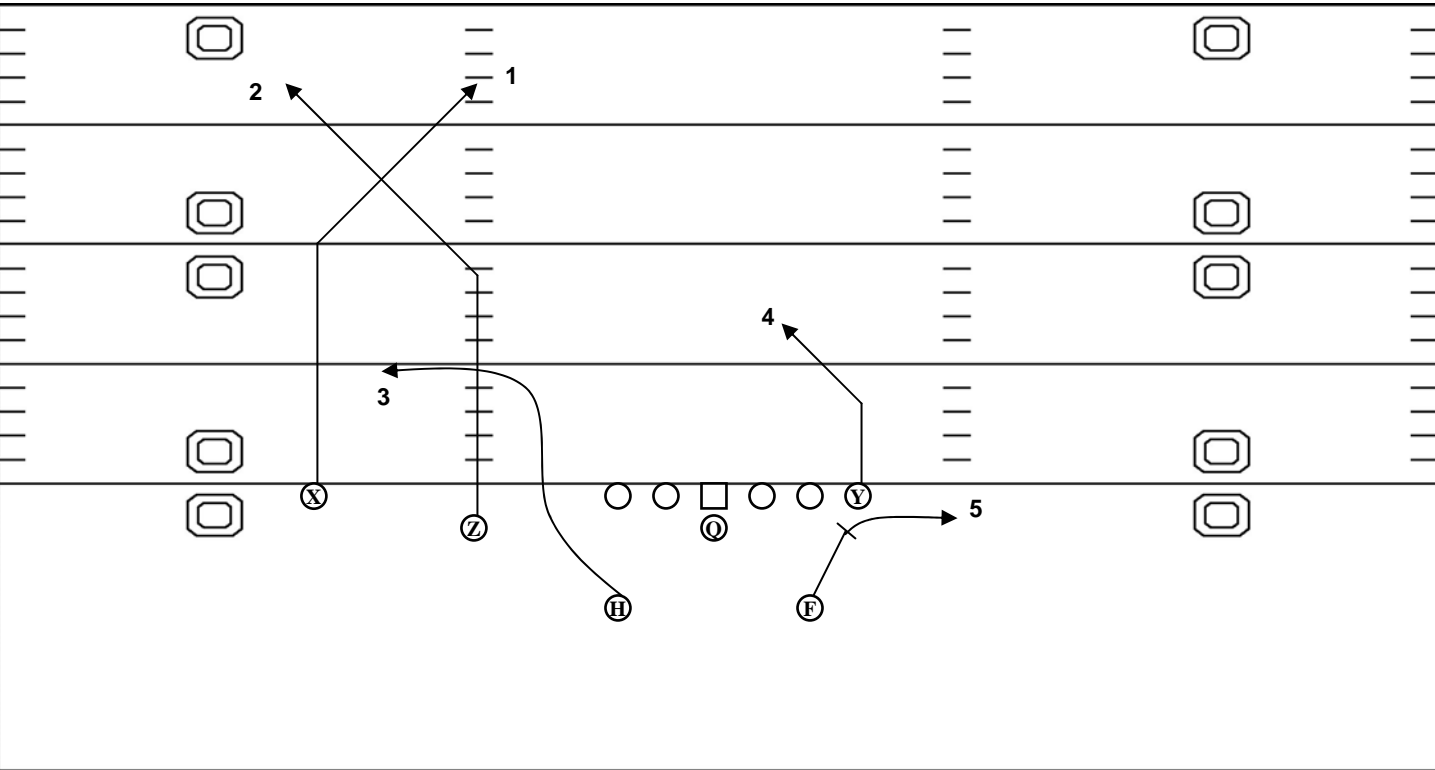
POS	Assignment
QB	5 step drop. 3 step drop in gun. Reads 1Dig, 2 Shallow and 3 F Leak Key the MLB and throw opposite of where he goes.
X	If the call is X shallow, run a 1 step shallow route. On all other calls, run a vertical route and try to draw coverage.
Y	If the call is X or H shallow, then run a 10 yard Dig route. Settle in the first hole vs. zone, keep running vs. man. If call is Y shallow run a 1 step Shallow route. If call is Z Shallow then go deep and draw coverage.
Z	If the call is Z shallow, run a 1 step shallow route. On all other calls, run a vertical route and try to draw coverage.
H	If the call is Y or Z shallow, then run a 10 yard Dig route. Settle in the first hole vs. zone, keep running vs. man. If call is H shallow run a 1 step Shallow route. If call is X Shallow then go deep and draw coverage.
F	Check pass protection. Leak out to the flat just outside the OT to the side that the Shallow route came from. VS. Nickel call Roger or Louie to your side.

Blue Right 617 (H-Shoot)



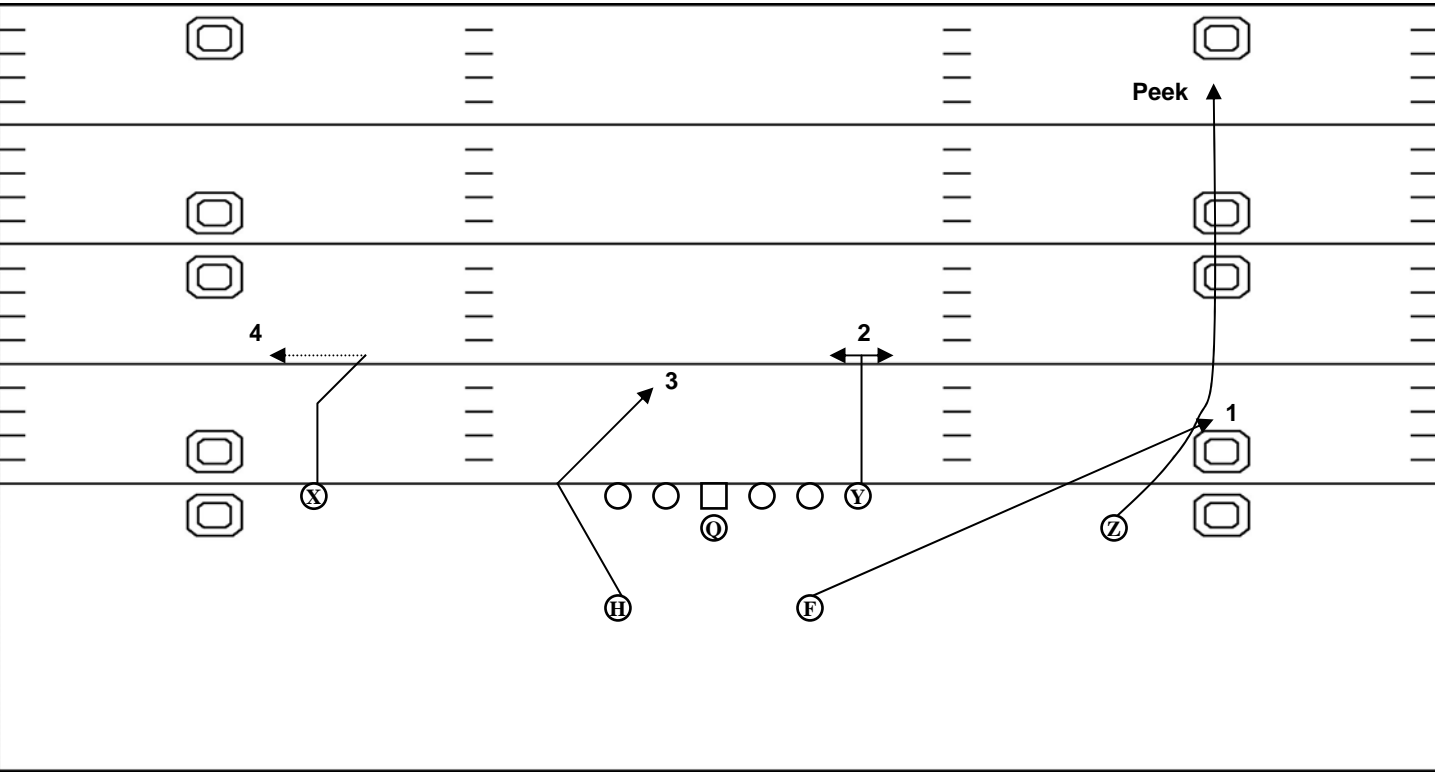
POS	Assignment
QB	3 step drop. 1 step drop in gun. Reads 1-X, 2-H, 3-Y, 4-Z, 5-F. Key the cornerback playing tight, or look for outside leverage by H to the flat.
X	Outside release. Push vertical and run an up or fade route. After release get back on the numbers. Beat them deep. Work to catch the ball over your outside shoulder
Y	Inside release. Run a 3 step slant route. Stick the route. Settle vs. zone, run vs. man.
Z	Inside release. Run a slant return route. Take your time and settle in slant area. When Quarterback eyes come to you sit if open, break outside if covered.
H	Outside release. Run a 5 yard flat route. Push vertical and Speed cut outside at 5 yards. Push route to the numbers. Come slightly downhill after the cut.
F	Check pass protection. Leak outside the tackle to the flat. VS Nickel call Roger.

Blue Right Flip 617 Switch



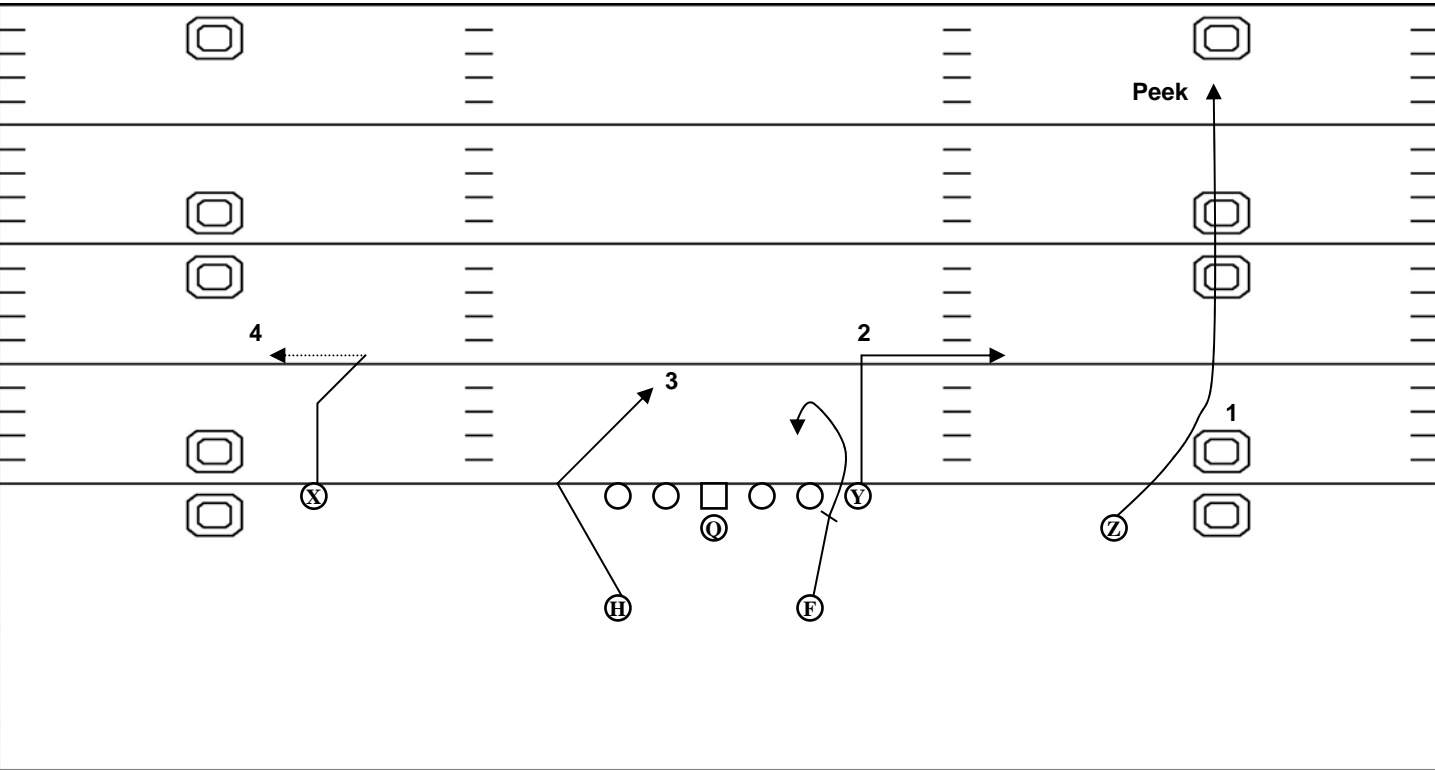
POS	Assignment
QB	3 step drop. 1 step drop in gun. Reads 1-X, 2-Z, 3-H, 4-Y, 5-F. This is a good man coverage route. Pre-snap look for leverage by X, Z, or H.
X	Inside release. Run a 10 yard post route. Push vertical 10 yards, stick the route, break to post at an angle away from coverage. Get deep quick.
Y	Inside release. Run a 3 step slant route. Stick the route. Settle vs. zone, run vs. man.
Z	Outside release. Run a corner route at 8-10 yards, stick the route, break to the corner at an angle away from coverage.
H	Outside release. Run a 5 yard flat route. Push vertical and Speed cut outside at 5 yards. Push route to the numbers. Come slightly downhill after the cut.
F	Check pass protection. Leak outside the tackle to the flat. VS Nickel call Roger.

Blue Right 618 (Y Option)



POS	Assignment
QB	3 step drop. 1 step drop in gun. Peek Z pre-snap and as you take your drop. Then read 1-F, 2-Y, 3-H, 4-X. If it is man coverage, look to H first if he has leverage.
X	Inside release. Run a slant return route. Take your time and settle in slant area. When Quarterback eyes come to you sit if open, break outside if covered.
Y	Get best release. Run a 5 yard option route. Push 5 yards – turn your butt to coverage. If you are open sit. If you are covered, work inside or outside.
Z	Outside release. Push vertical and run an up or fade route. After release get back on the numbers. Beat them deep. Work to catch the ball over your outside shoulder
H	Run a 3 step slant route. Get inside the defender. Stick to the route. Settle vs. zone, run vs. man
F	Run a shoot route to the numbers, 0-3 yards deep. Expect the ball early.

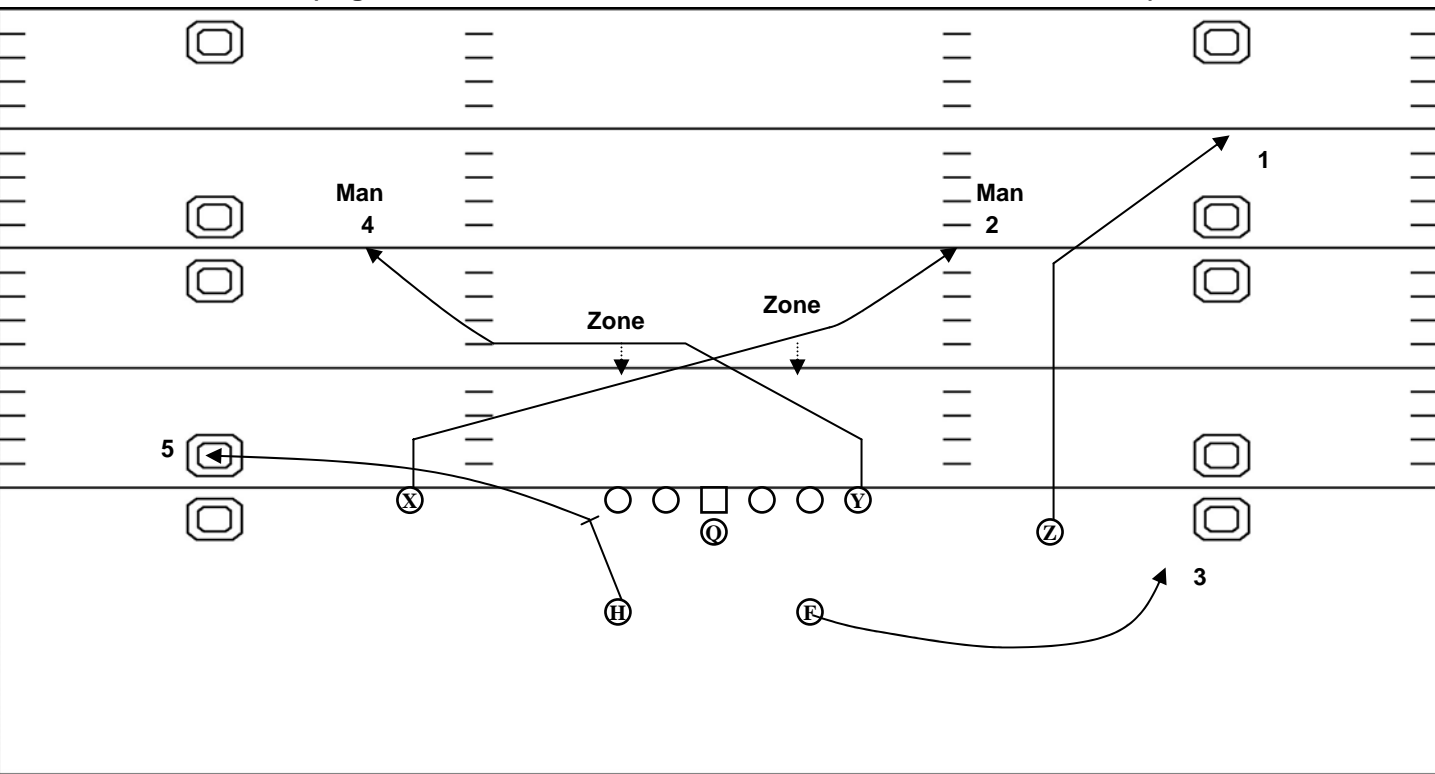
Blue Right 619 (Y Flat)



POS	Assignment
QB	3 step drop. 1 step drop in gun. Reads: 1-Z, 2-Y, 3-H, 4-X, 5-F. Look for the cornerback playing tight on Z or outside leverage by Y to the flat.
X	Inside release. Run a slant return route. Take your time and settle in slant area. When Quarterback eyes come to you sit if open, break outside if covered.
Y	Get best release. Run a 5 yard flat route. Push vertical and speed cut outside at 5 yards. Push route to the numbers. Come slightly downhill after the cut.
Z	Outside release. Push vertical and run an up or fade route. After release get back on the numbers. Beat them deep. Work to catch the ball over your outside shoulder
H	Run a 3 step slant route. Get inside the defender. Stick to the route. Settle vs. zone, run vs. man
F	Check pass protection. Leak outside into an open spot outside the tackle. VS Nickel call Roger.

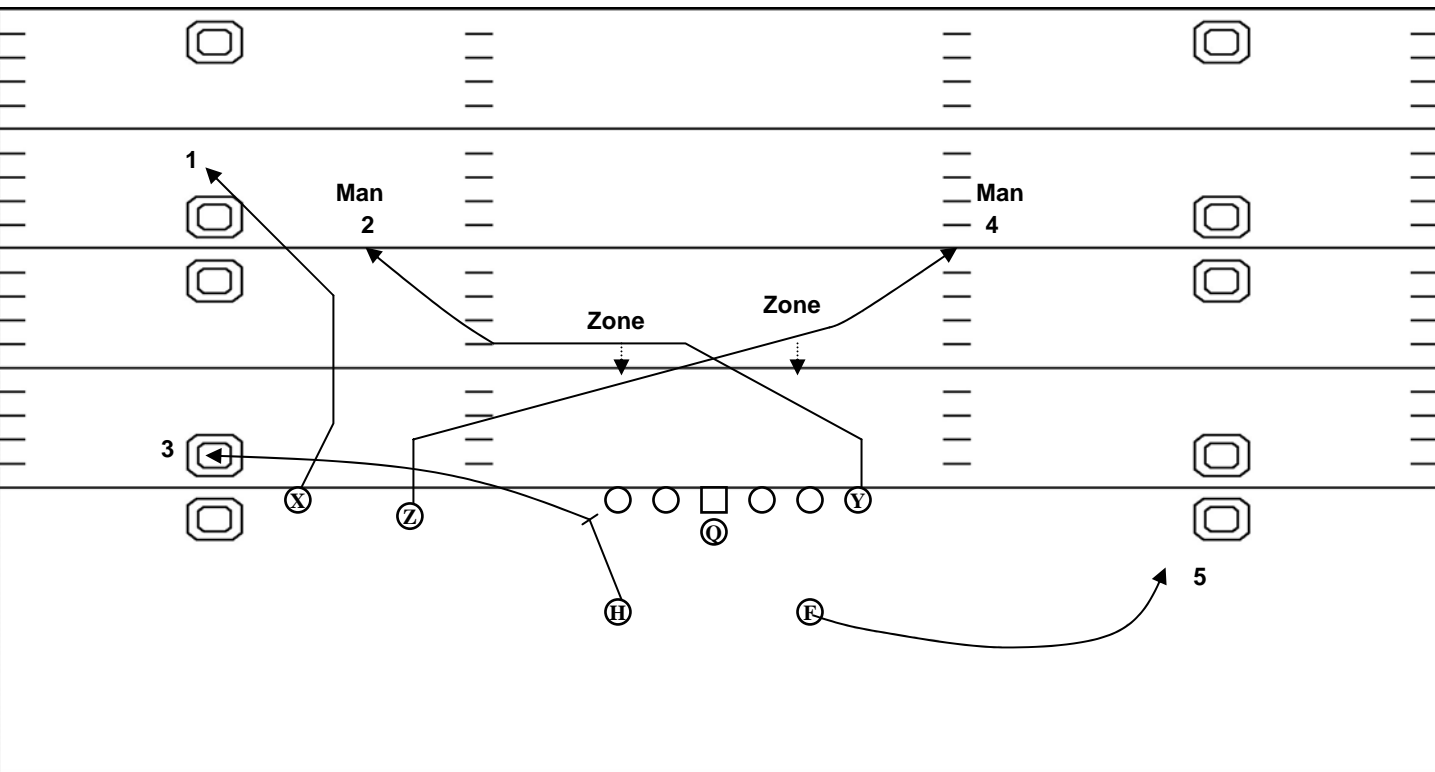
Blue Right 92 (Mesh)

(Tags: PCP, Return, Wheel, Double Wheel, H Corner, Double Seam)



POS	Assignment
QB	5 step drop. 3 step drop in gun. Use gun mostly. Read deep to mesh flat. In this case Read: 1-Z, 2-X, 3-F, 4-Y, 5-H. Great play vs. man or zone. If middle is open give Z a post.
X	Run the mesh route. Push up field 1 step then mesh underneath Y. Settle in the first hole that you come to, after you mesh with Y vs. zone. Keep running vs. man. Flair up field when you get outside the hash.
Y	Run the mesh route. Push up field 1 step and then set the mesh at 6 yards or less. Run your route in front of the MLB. X will come underneath you. Settle in the first hole you come to after you mesh with X vs. zone. Keep running vs. man. Flair up field when you get outside the hash.
Z	Cheat your split in. Get an outside release. Run an 8-10 yard corner route. Push vertical 8-10 yards, stick the route, break to the corner away from coverage.
H	Check pass protection. Run a shoot route to the numbers, 0-3 yards deep and settle. Expect the ball early. If you can make 10 yards call for the ball. Vs. Nickel call Louie if you are away from the deep route.
F	Check pass protection. Run a swing route to the numbers and settle. Expect the ball early. If you can make 10 yards call for the ball. Vs. Nickel call Roger if you are already away from the deep route.

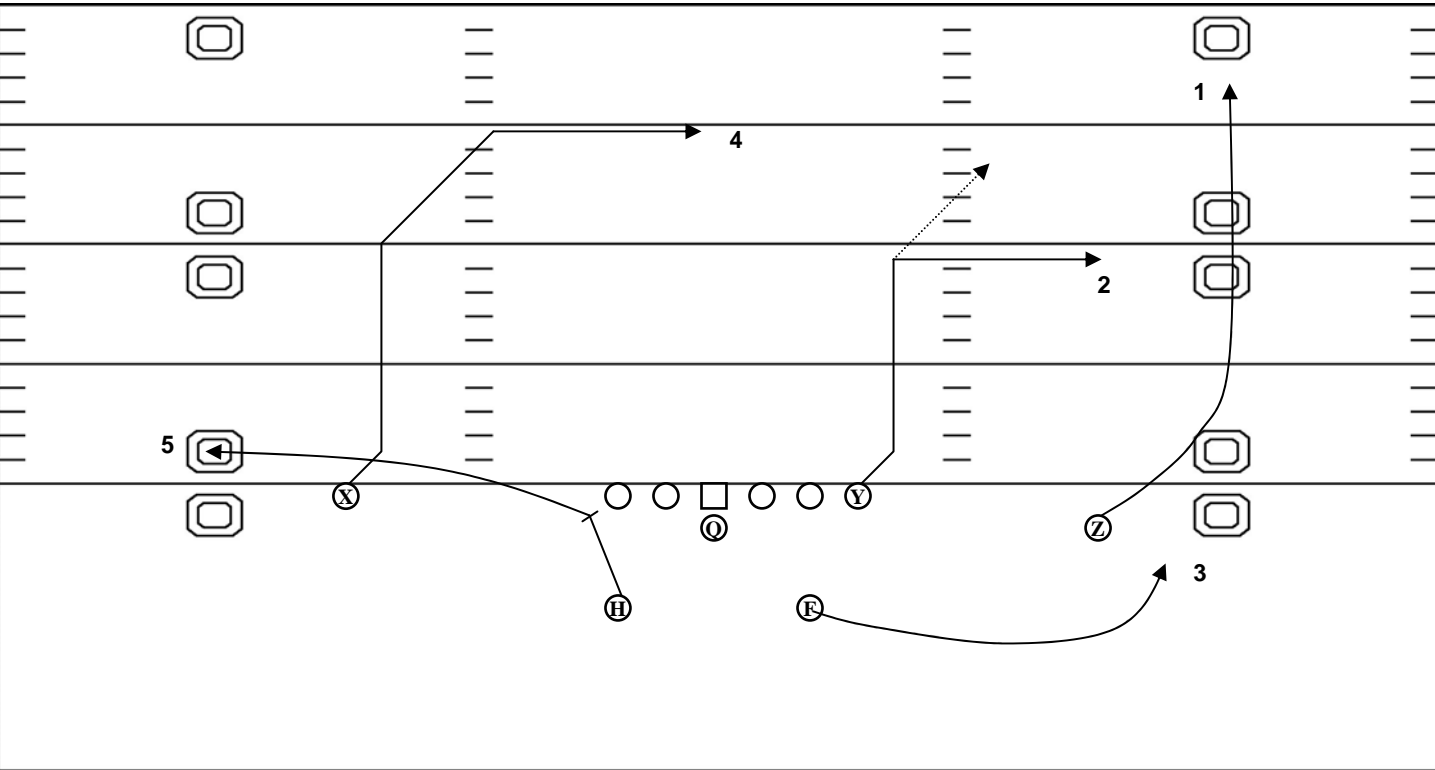
Blue Right Flip 92 Switch



POS	Assignment
QB	5 step drop. 3 step drop in gun. Use gun mostly. Read deep to mesh flat. In this case Read: 1-X, 2-Y, 3-H, 4-Z, 5-F. Great play vs. man or zone. If middle is open give x a post.
X	Switch 92 assignment with Z. Cheat your split in. Get an outside release. Run an 8-10 yard corner route. Push vertical 8-10 yards, stick the route, break to the corner away from coverage.
Y	Run the mesh route. Push up field 1 step and then set the mesh at 6 yards or less. Run your route in front of the MLB. Z will come underneath you. Settle in the first hole you come to after you mesh with Z vs. zone. Keep running vs. man. Flair up field when you get outside the hash.
Z	Switch 92 assignment with X. Run the mesh route. Run a mesh route underneath Y. Settle in the first hole that you come to, after you mesh with Y vs. zone. Keep running vs. man. Flair up field when you get outside the hash.
H	Check pass protection. Run a shoot route to the numbers, 0-3 yards deep and settle. Expect the ball early. If you can make 10 yards call for the ball. Vs. Nickel call Louie if you are away from the deep route.
F	Check pass protection. Run a swing route to the numbers and settle. Expect the ball early. If you can make 10 yards call for the ball. Vs. Nickel call Roger if you are already away from the deep route.

Blue Right 94 (Y-Sail)

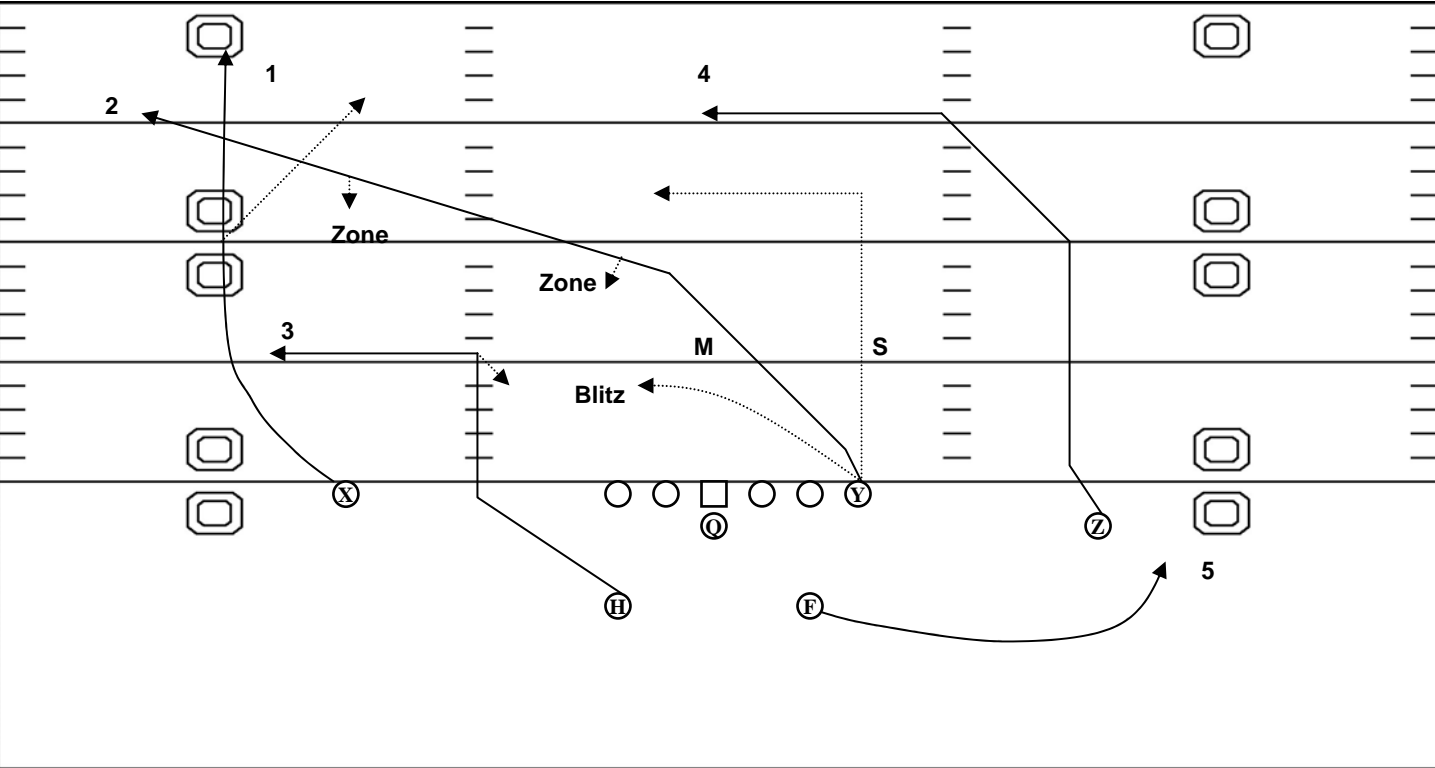
(Other tags: X-Post, H or F angle)



POS	Assignment
QB	7 step drop. 3 step drop in gun. Read: 1-Z, 2-Y, 3-F, 4-X, 5-H. Shorten drop to 5 steps if you hit first read.
X	Inside release. Run 15 yard post dig route. Push vertical 10 yards, stick the route, push toward the post for 5 yards, stick the route and dig across. Settle in the first hole vs. zone, run vs. man.
Y	Outside release. Run a 10 yard sail route. Push to 10 yards, stick the route and square it out toward the sideline. Settle in the first hole vs. zone, run vs. man
Z	Outside release. Get back over the top of the defender. Run an up route. Stay on the numbers. Beat them deep. Work to catch the ball over the outside shoulder.
H	Check pass protection. Run a shoot route to the numbers, 0-3 yards deep and settle. Expect the ball early. If you can make 10 yards call for the ball. Vs. Nickel call Louie if you are away from the deep route.
F	Check pass protection. Run a swing route to the numbers and settle. Expect the ball early. If you can make 10 yards call for the ball. Vs. Nickel call Roger if you are already away from the deep route.

Blue Right 95 (Y-Cross)

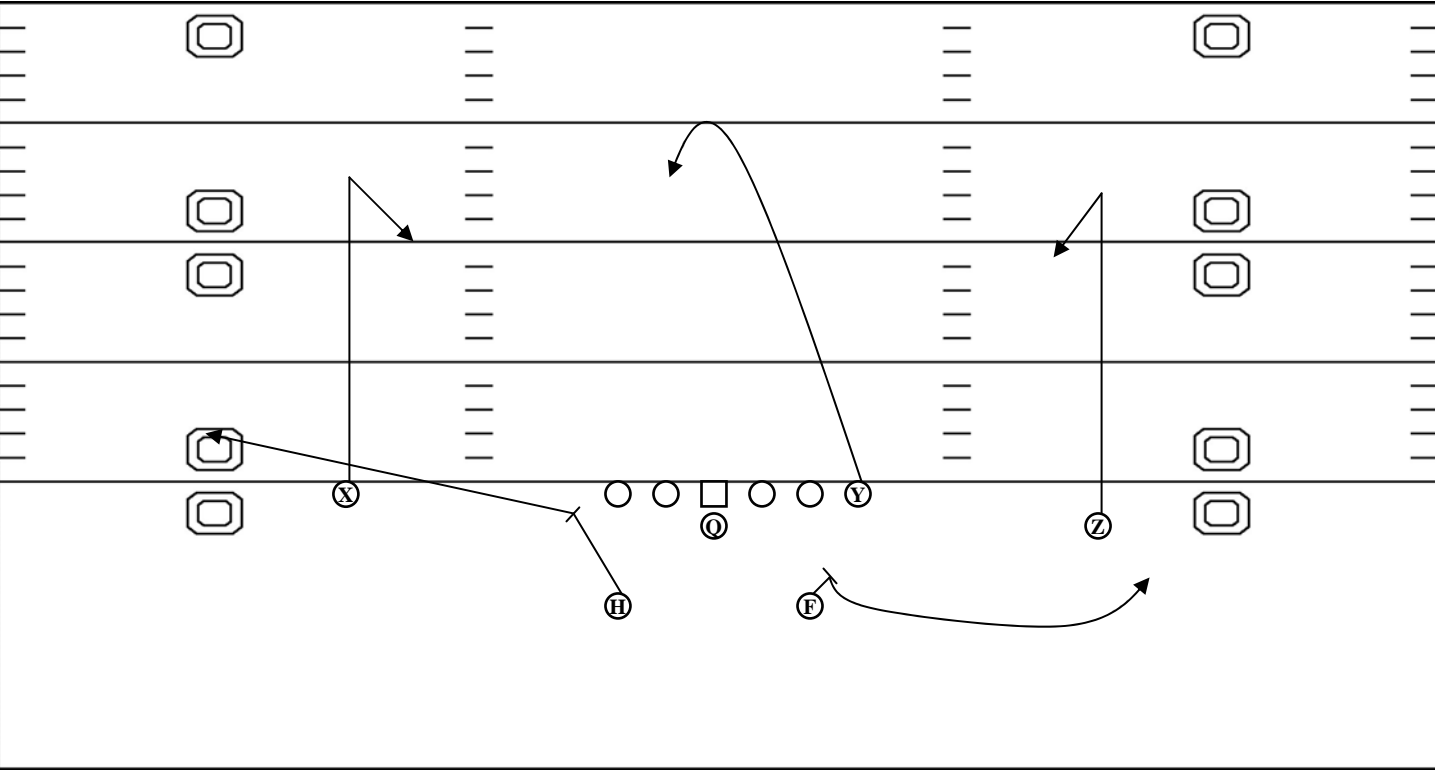
(Other tags: Z-Post, Double Under, F or H angle)



POS	Assignment
QB	7 step drop. 3 step drop in gun. Read: 1-X, 2-Y, 3-H, 4-Z, 5-F. Shorten drop to 5 steps if you hit first read.
X	Take the quickest way vertical. Run an up route. Get over the top of the defender and stay on the numbers. Catch the ball over your outside shoulder. If there is one safety run a skinny post. Break apart at 10 yards at an angle away from coverage
Y	Inside release. Run a crossing route. If you were to run out of bounds, you would be 18-22 yards deep. Run under Sam and over Mike. Vs. zone settle to the first hole after Mike. Vs. man, run vertical and then break across, keep running. If Mike blitzes, flatten your route and look for the ball.
Z	Inside release. Run 15 yard post dig route. Push vertical 10 yards, stick the route, push toward the post for 5 yards, stick the route and dig across. Settle in the first hole vs. zone, run vs. man.
H	Run a 5 yard option route. Turn your butt to coverage. Sit if you are open. Work outside if you are Covered. Vs. zone settle in the first hole. Vs. man keep running.
F	Check pass protection. Run a swing route to the numbers and settle. Expect the ball early. If you can make 10 yards call for the ball. Vs. Nickel call Roger if you are already away from the deep route.

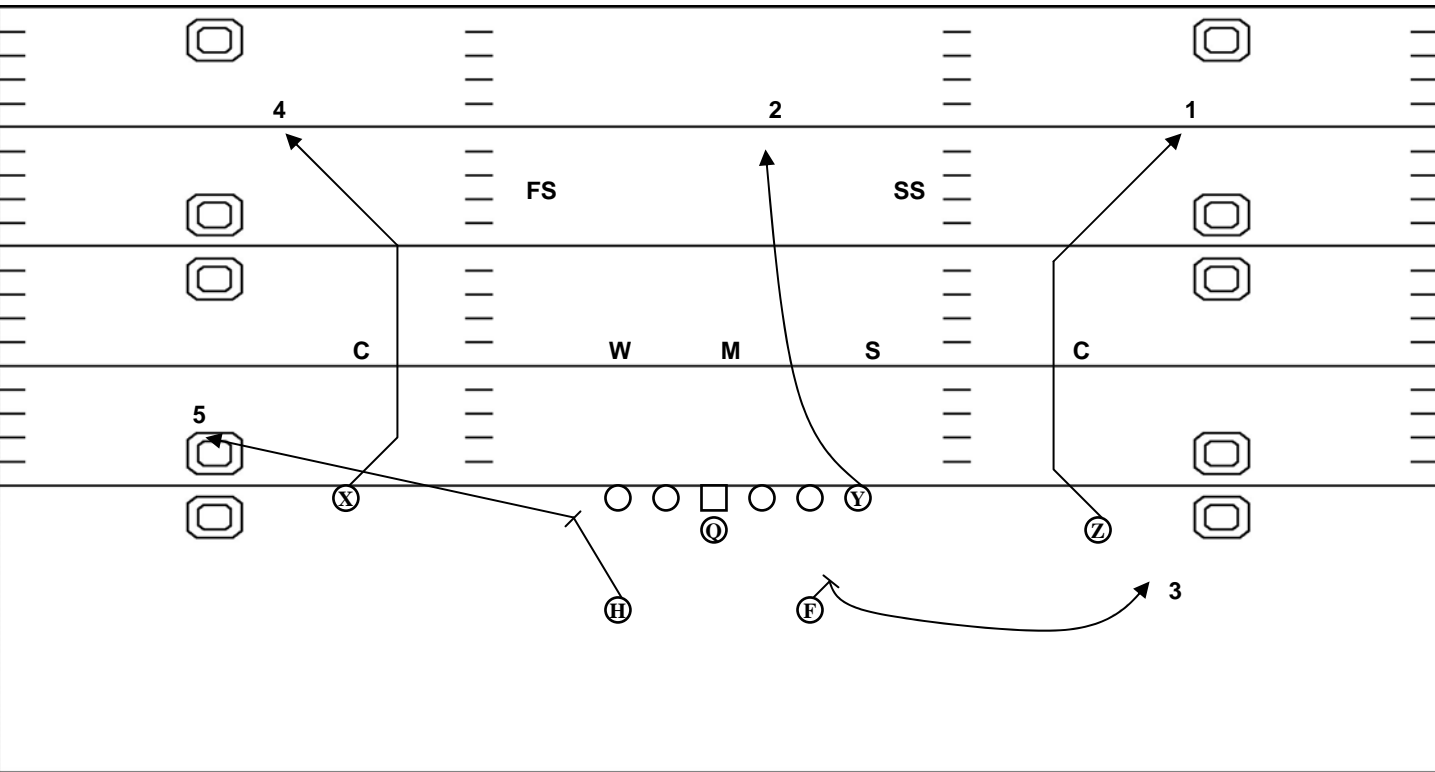
Blue Right 96 (All Curls)

(Other tags: X-Post, Z-Post, Y Seam)



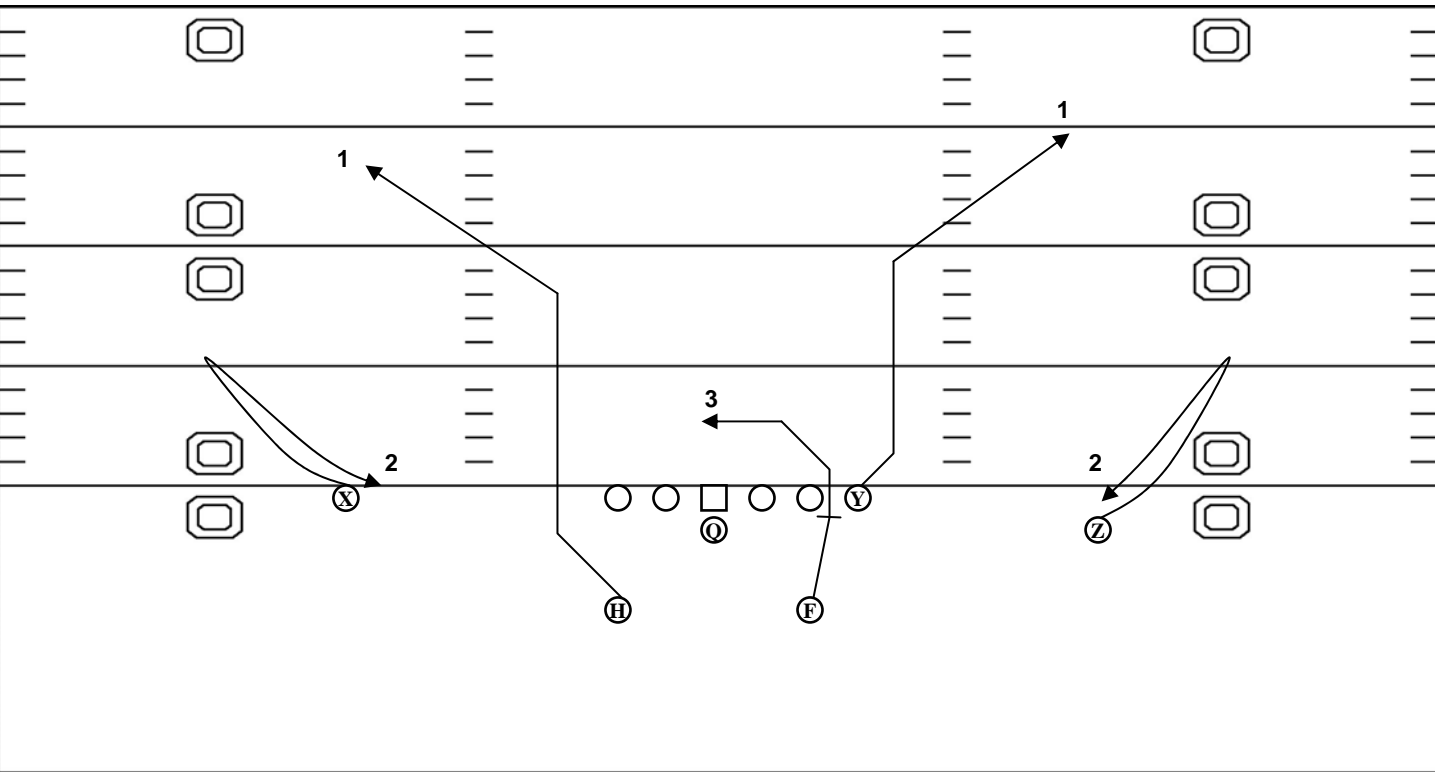
POS	Assignment
QB	6 step drop. 3 step drop in gun. We will call 96 X, 96 Y, or 96 Z. You read the side that is called and read across. 96 X Read: 1-X, 2-H, 3-Y, 4-Z, 5-F. 96 Y Read: 1-Y, 2-X, 3-H, 4-Z, 5-F.
X	Inside release. Run a curl route, 13 back to 10 yards. Push 13 yards, stick the route, come back down the stem to 10 yards and settle to grass.
Y	Outside release. Run an 8-15 yard curl route. (Get open between the hashes) Sell a crossing route. When you get Mike turned, stick and separate back to the ball. Settle to a hole inside or outside.
Z	Inside release. Run a curl route, 13 back to 10 yards. Push 13 yards, stick the route, come back down the stem to 10 yards and settle to grass.
H	Check pass protection. Run a shoot route to the numbers and settle. Expect the ball early. If you can make 10 yards call for the ball. Vs. Nickel call Louie if you are away from the call side. 96 Z call Louie
F	Check pass protection. Run a swing route to the numbers and settle. Expect the ball early. If you can make 10 yards call for the ball. Vs. Nickel call Roger if you are already away from the call side. 96 X or 96 Y call Roger.

Blue Right 96 vs. Cover 2 (Shakes)



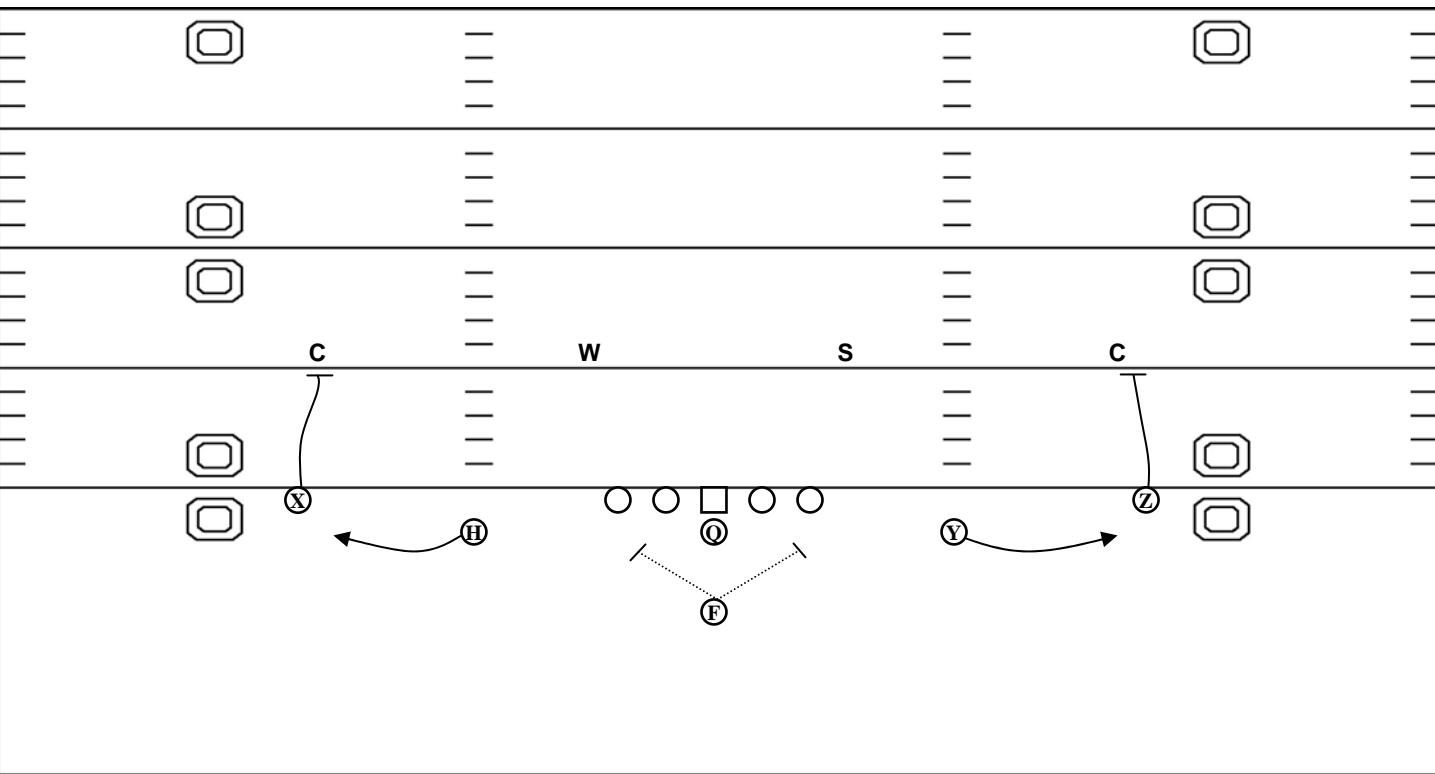
POS	Assignment
QB	5 step drop. 3 step drop in gun. Audible to shake routes out of 96 when you see cover 2. Pick a side and read across the field. Throw opposite of where the safeties go. In this example we would be starting with Z. Read: 1-Z, 2-Y, 3-F, 4-X, 5-H
X	Run a 10 yard shake route. Push inside at a 45 degree angle for 4 steps. Push vertical to 10 yards, stick the route and break to the corner away from coverage.
Y	Inside release. Run a seam route. Go vertical between the hashes. Settle if you come to a hole. Otherwise, split the safeties and beat them deep.
Z	Run a 10 yard shake route. Push inside at a 45 degree angle for 4 steps. Push vertical to 10 yards, stick the route and break to the corner away from coverage.
H	Check pass protection. Run a shoot route to the numbers and settle. Expect the ball early. If you can make 10 yards call for the ball. Vs. Nickel call Louie if you are away from the call side. 96 Z call Louie
F	Check pass protection. Run a swing route to the numbers and settle. Expect the ball early. If you can make 10 yards call for the ball. Vs. Nickel call Roger if you are already away from the call side. 96 X or 96 Y call Roger.

Blue Right 98 (Double Smash)



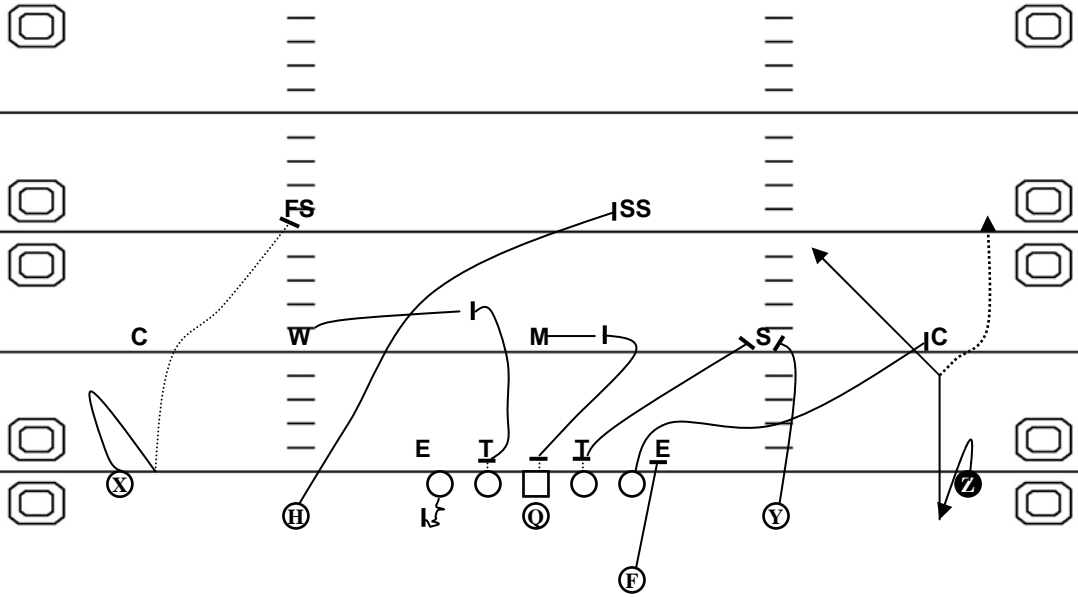
POS	Assignment
QB	5 step drop. 1 step drop in gun. Read one side and work across the field. Read corner route to smash route. Look for outside leverage by H or Y or their corner routes. Then key the cornerback. If he drops throw the smash route, if he sits throw the corner route.
X	Run a Lisa route. Sell a fade route for 5 yards and then return on the same path. Bring it in about 2 yards from original alignment. This is our smash route.
Y	Outside release. Run an 8-10 yard corner route. Push the route vertical 8-10 yards, stick the route, break to the corner at an angle away from coverage.
Z	Run a Rita route. Sell a fade route for 5 yards and then return on the same path. Bring it in about 2 yards from original alignment. This is our smash route.
H	Outside release. Run an 8-10 yard corner route. Push the route vertical 8-10 yards, stick the route, break to the corner at an angle away from coverage.
F	Check pass protection. Run an under route. Vs. Nickel call Roger

Ace Rip Arc



POS	Assignment
QB	1 step drop. Look for outside leverage by the slot receiver on the LB. Get the ball to the receiver as quick as possible. Put the ball slightly in front of the slot receiver.
X	Cut block the corner with your head to the outside.
Y	Run an arc route. Take 3 steps parallel with the LOS. Look early for the ball and catch it about your third step. Find a lane up the sideline.
Z	Cut block the corner with your head to the outside.
H	Run an arc route. Take 3 steps parallel with the LOS. Look early for the ball and catch it about your third step. Find a lane up the sideline.
F	Block away from the call. For example: "4 Arc", you protect the left side.

Ace Rip Z Randy

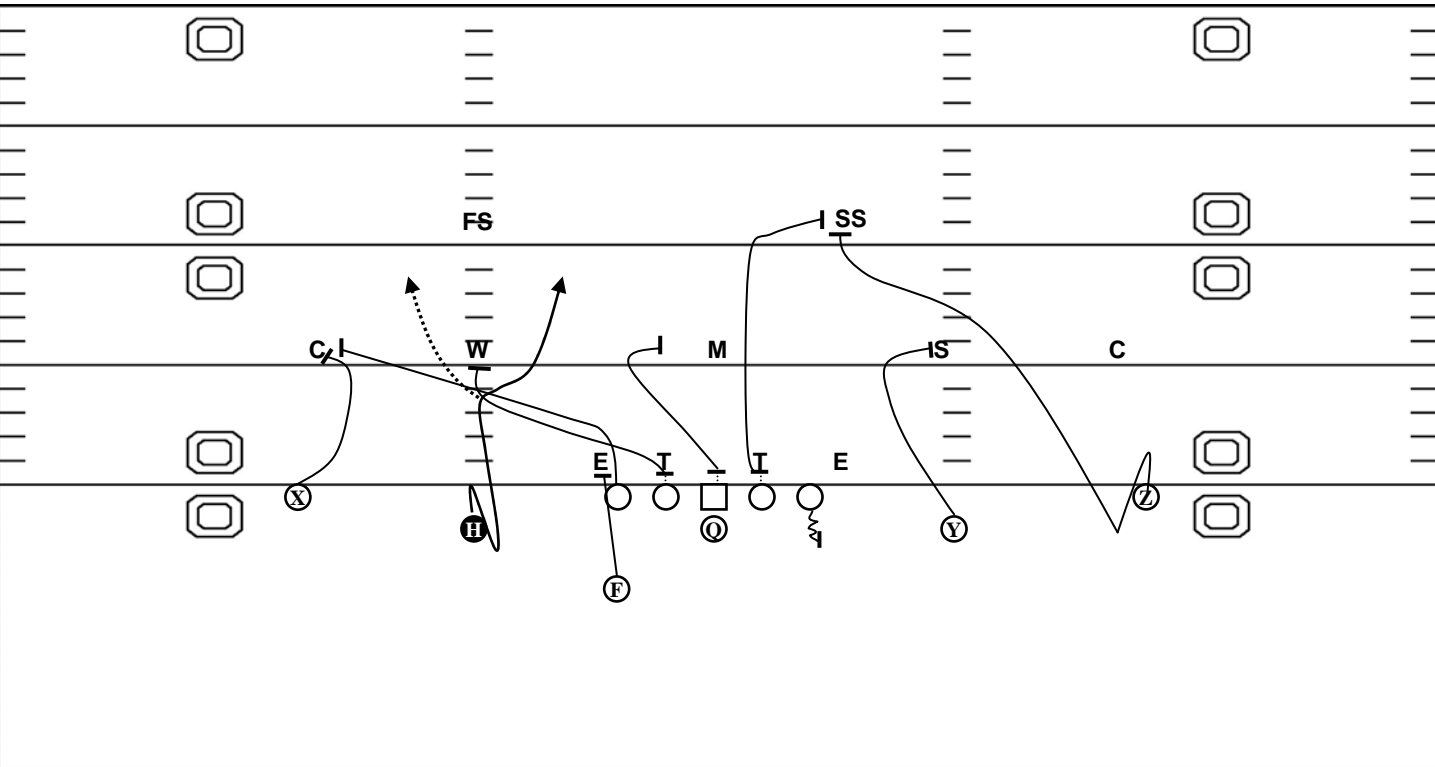


We will throw Randy or Larry to any receiver.

The scheme is the same.

POS	Assignment
QB	1 step drop. Throw a sharp, quick ball to Z. Screens are the best to players that are uncovered or that have a lot of cushion.
X	Fake a quick screen if you can not get him then work up to the Safety.
Y	Block the most dangerous man. In this case cut block S with your head to the outside.
Z	Push up field 1 step and then retreat back behind the LOS. Catch the ball and make 5 yards up field. Find the alley inside or up the sideline.
H	Try to block W. If you can not get him then work up to the safety.
F	Cut the DE.
LT	Show pass and draw the DE up field.
LG	Block the DT. Count "1001, 1000". Release and cut W. If W is not there work up field.
C	Block anyone that comes. Count "1001, 1000". Release and cut M. If M is not there, work up field.
RG	Stop the feet of the DT. Count "1001, 1000". Cut the first person you see outside. Work up field if everyone is blocked, cut them.
RT	Take a path inside the DE and cut the outside man or the first person who crosses your face. In this case cut the corner. Be too flat, not too deep.

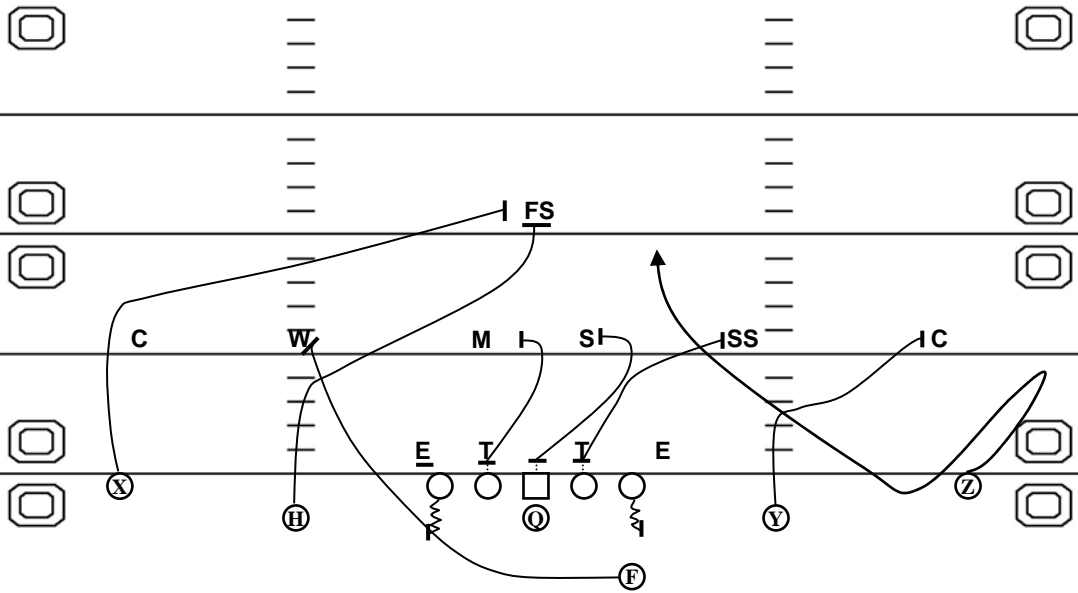
Ace Rip H Larry



POS	Assignment
QB	1 step drop. Throw a sharp, quick ball to Z. Screens are the best to players that are uncovered or that have a lot of cushion.
X	Fake a quick screen if you can not get him then work up to the Safety.
Y	Cut block S. If S is not there work up field.
Z	Fake a quick screen if you can not get him then work up to the Safety.
H	Push up field 1 step and then retreat back behind the LOS. Catch the ball and make 5 yards up field. Find the alley inside or up the sideline.
F	Cut the DE.
LT	Take a path inside the DE and cut the outside man or the first person who crosses your face. In this case cut the W or get the CB. Take a flat path.
LG	Stop the feet of the DT. Count "1001, 1000". Cut the first person you see outside. In this case W. Work up field if everyone is blocked.
C	Block anyone that comes. Count "1001, 1000". Release and cut M. If M is not there, work up field.
RG	Block the DT. Count "1001, 1000". Release and cut S. If S is not there work up field.
RT	Show pass and draw the DE up field.

Ace Rip Rita

(Rita and Lisa go to X or Z)

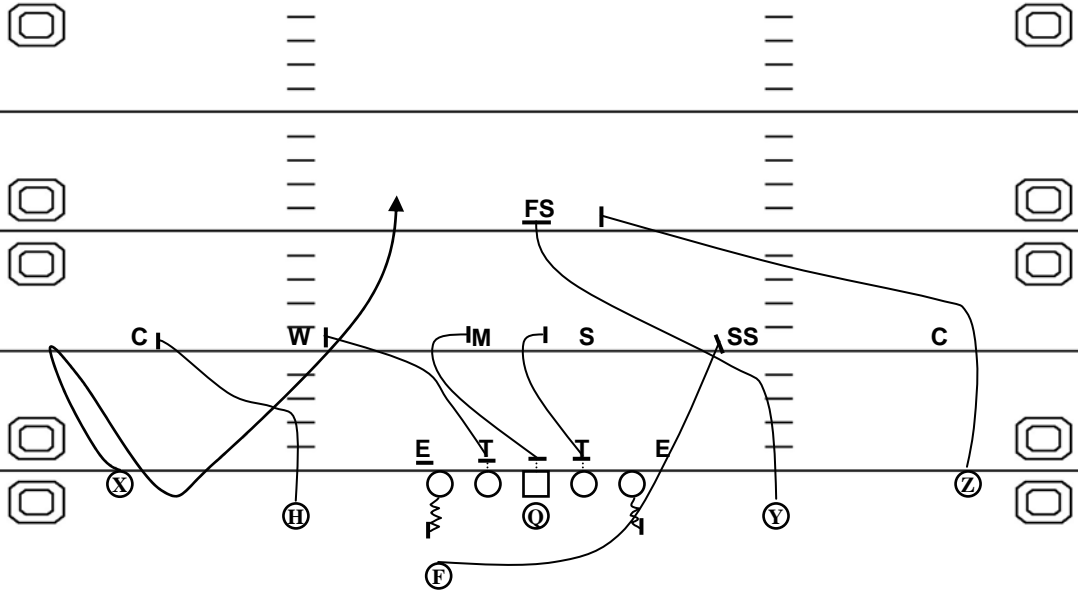


** This play is designed for man coverage

POS	Assignment
QB	3 step drop from center or in gun. Throw the ball to Z. If you don't have a lane initially continue to drop.
X	Release outside the CB and try to block the safety.
Y	Sell vertical to loosen the defender over the top of you. Go vertical about the distance that the CB is off Z. Then go cut the CB.
Z	Sell a wide fade route for 3 steps. Retrace your steps and catch the ball behind the LOS. Cut the butt of the RG. Find a lane. When you get into heavy traffic, break hard inside or outside.
H	Block the safety.
F	Line up on the side of the play. Show run to the opposite side and block the OLB.
LT	Show pass. Draw the DE up field and cut.
LG	Show pass. Stop feet of DT. Count "1001, 1000". Release flat and cut LB or first man that crosses your face. If no one is there work up field.
C	Show pass. Block anyone that comes. Count "1001, 1000". Release flat and cut LB or first man that crosses your face. If no one is there work up field.
RG	Show pass. Stop feet of DT. Count "1001, 1000". Release flat and cut the defender over Y. If no one is there work up field.
RT	Show pass. Draw the DE up field.

Ace Rip Lisa

(Rita and Lisa go to X or Z)

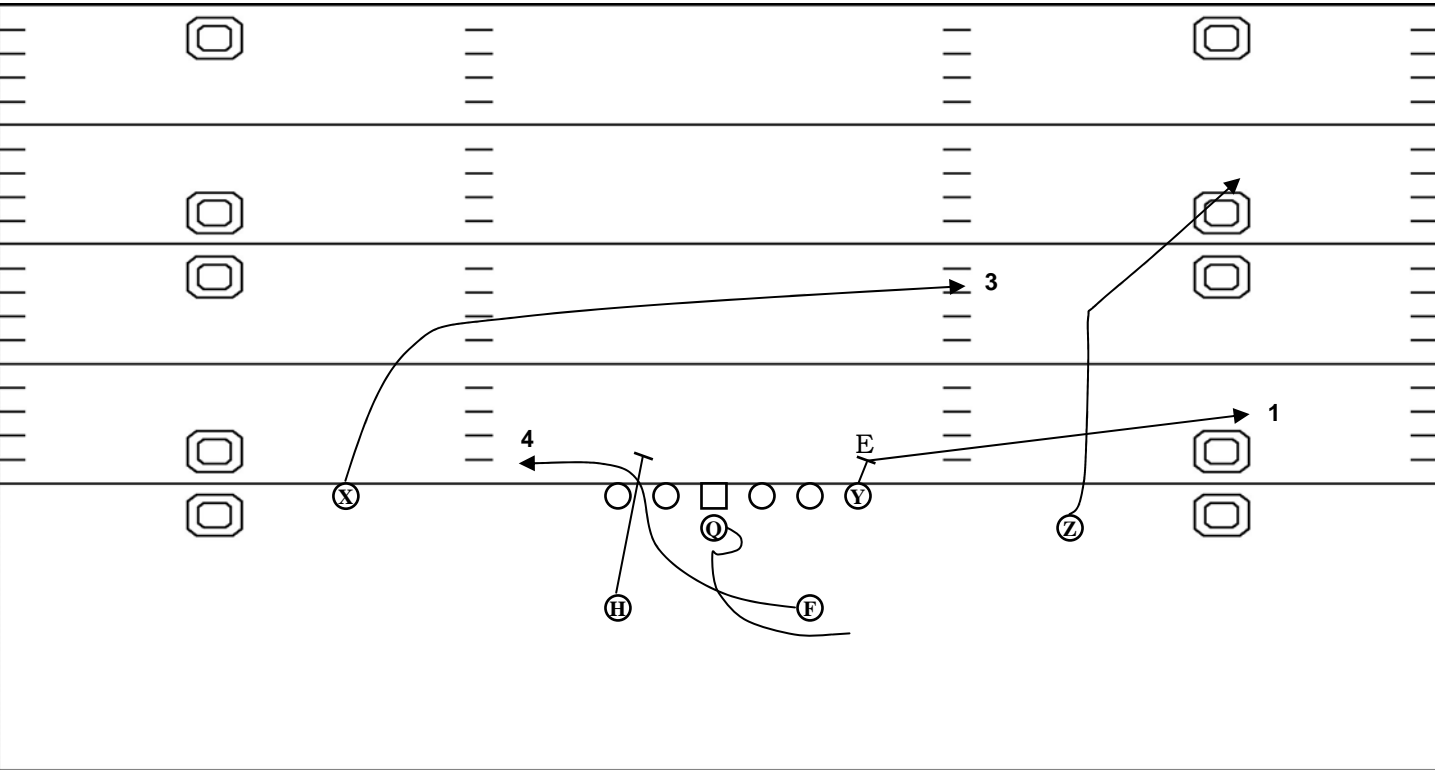


** This play is designed for man coverage

POS	Assignment
QB	3 step drop from center or in gun. Throw the ball to X. If you don't have a lane initially continue to drop.
X	Sell a wide fade route for 3 steps. Retrace your steps and catch the ball behind the LOS. Cut the butt of the LG. Find a lane. When you get into heavy traffic, break hard inside or outside.
Y	Block the safety.
Z	Release outside the CB and try to block the safety.
H	Sell vertical to loosen the defender over the top of you. Go vertical about the distance that the CB is off X. Then go cut the CB.
F	Line up on the side of the play. Show run to the opposite side and block the OLB.
LT	Show pass. Draw the DE up field and cut.
LG	Show pass. Stop feet of DT. Count " 1001, 1000". Release flat and cut the defender over H. If no one is there work up field.
C	Show pass. Block anyone that comes. Count " 1001, 1000". Release flat and cut LB or first man that crosses your face. If no one is there work up field.
RG	Show pass. Stop feet of DT. Count " 1001, 1000". Release flat and cut LB or first man that crosses your face. If no one is there work up field.
RT	Show pass. Draw the DE up field.

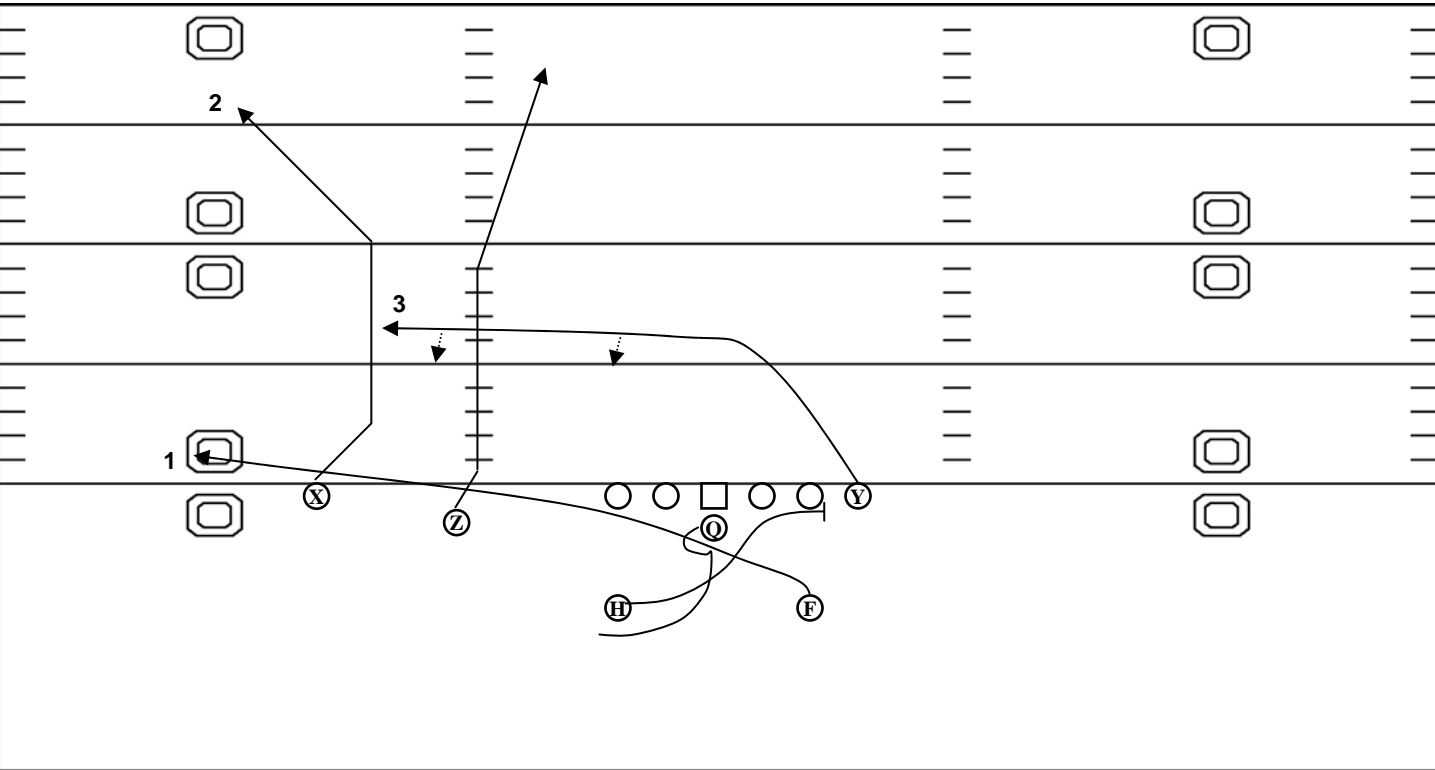
Blue Right 35 Naked Pass

(Other Tags: Smash)



POS	Assignment
QB	Reverse out. Fake 35 and roll behind RT. Throw to Y quickly if he is open or can get 5 yards. Read: 1-Y, 2-Z, 3-X, 4-F.
X	Cheat split in so you can get across quickly. Run an 8-10 yards crossing route. Find the open area and settle. Vs. man keep running.
Y	Block the outside shoulder of the DE and force him inside. Release on a shoot route 0-3 yards deep. Push to the numbers. Expect the ball early.
Z	Cheat split in slightly. Outside release and run a corner route. Push vertical to 10 yards and break at an angle away from coverage.
H	Sell 35. Block Will. If nickel make a Louie call.
F	Sell 35 fake all the way through the hole. Then leak outside the LT.

Blue Right 24 Naked Pass



POS	Assignment
QB	Reverse out. Fake 24. Get depth and settle behind the LT. Throw to F quickly if he is open or can get 5 yards. Read: 1-F, 2-X, 3-Y.
X	Cheat split in slightly. Outside release and run a corner route. Push vertical to 10 yards and break at an angle away from coverage.
Y	Run an 8-10 yard crossing route. Try to get in front of the Quarterback's hand and settle in the open area. Keep running vs. man.
Z	Inside release. Run a 10 yard skinny post. Get deep quick.
H	Sell 24 and block anything coming from the backside.
F	Go underneath the QB and run a shoot route to the left side. Push the route to the numbers 0-3 yards deep.

RUN CALLS

GOT: Combination block with FS Guard and FS Tackle.

TED: Combination block with FS Tackle and Tight End.

PLAYSIDE COMBO: Combination block with FS Guard and Center.

BACKSIDE COMBO: Combination block with Center and Backside Guard.

SLAM: Backside Tackle helps the Center on back block vs. 3 technique. Then hinges to block backside 5 technique.

CHIP: Tight End attacks 6 or 7 technique the releases to block support.

TOM: Fold block with FS Tackle and Tight End. Tight End blocks down, FS Guard pulls around.

TAG: Fold block with FS Guard and FS Tackle. FS Tackle blocks down, FS Guard pulls around.

GONE: Center pulls in place of BS Guard on counter, power, sweep, Etc...

SIFT: Backside Tackle or Tight End secure man outside and climb to 2nd or 3rd level defender.

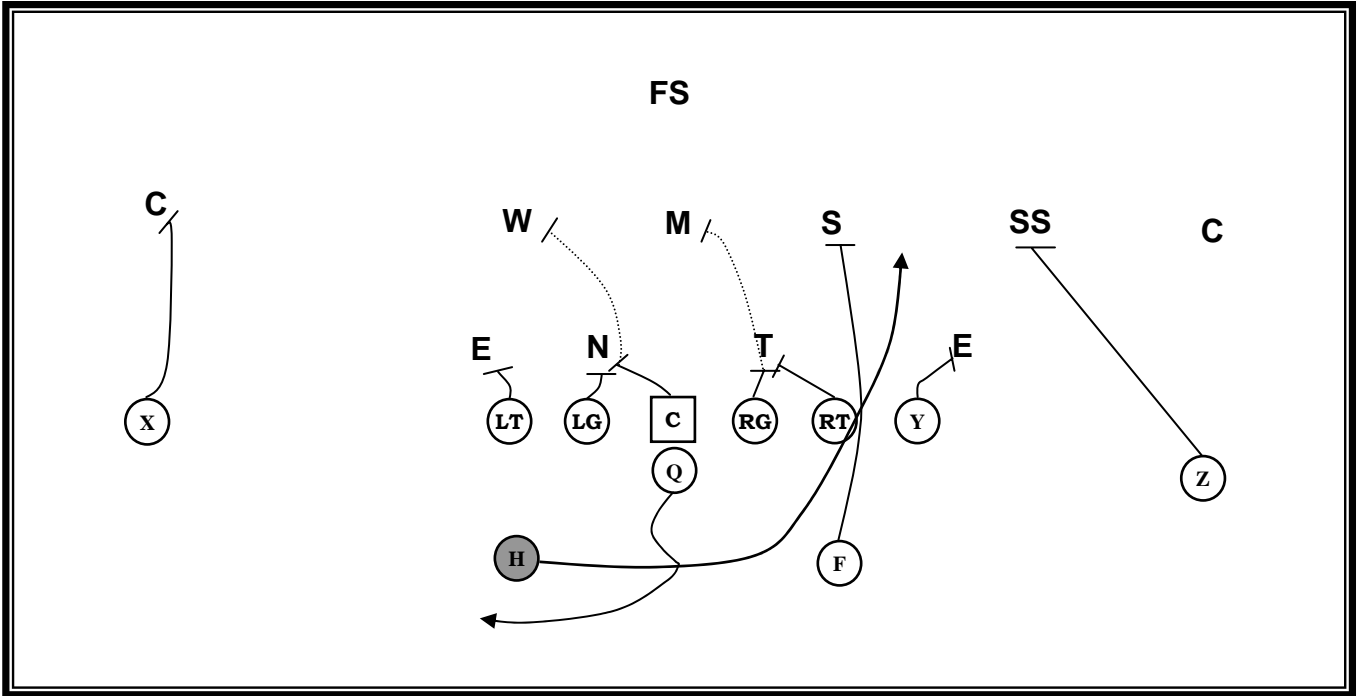
SEAL: Backside Tackle and Tight End combo block to cut off a 6 or 7 technique and support player.

FULL SCOOP: Center and Backside Guard scoop the Frontside "A" gap.

POWER SCOOP: Backside Guard and Backside Tackle Full Scoop Backside "B" gap.

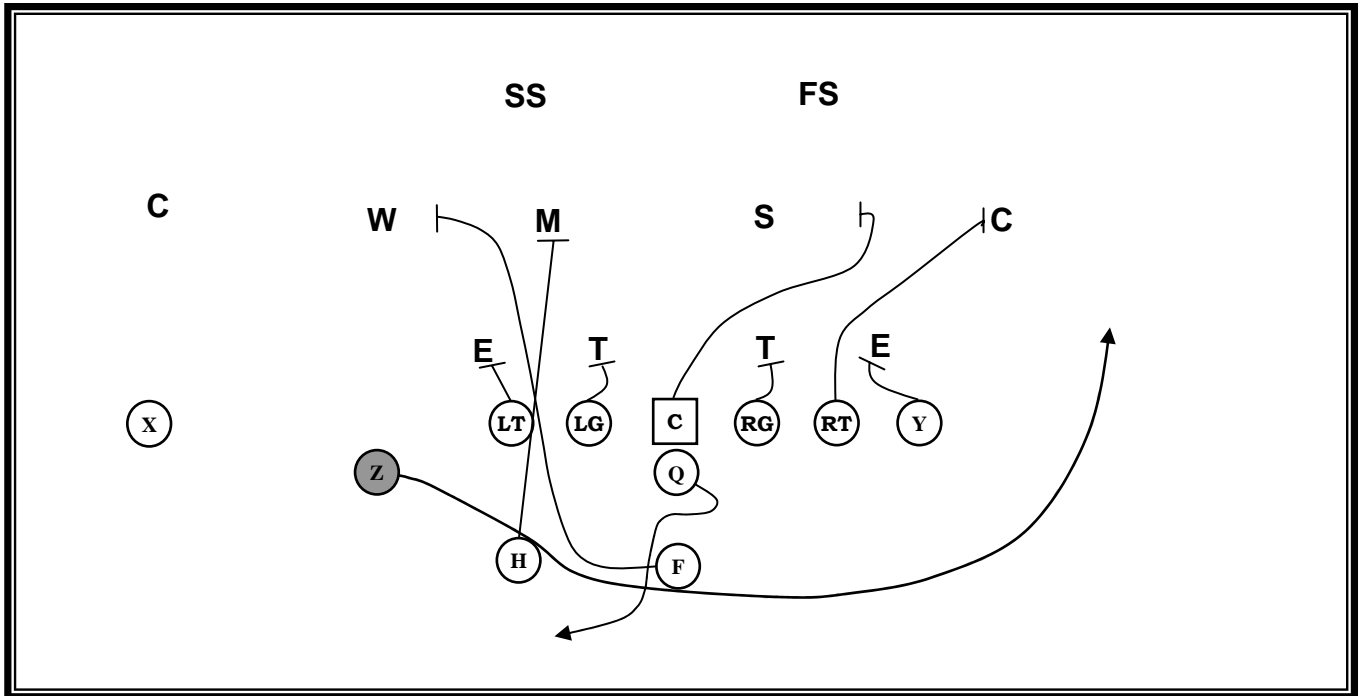
READ SCOOP: Backside Guard and Backside Tackle Scoop with responsibility for both Backside "B" and "C" gaps.

Blue Right 24 (Lead)



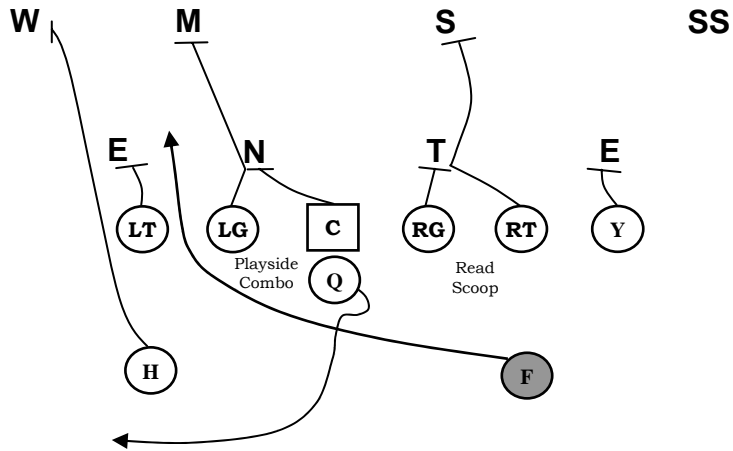
POS	Assignment
QB	Open at 7 a clock and hand the ball off to H coming across.
X	Block man on you.
Y	Man outside – “Base Block” DE (Right Foot).
Z	Block Force (Strong Safety)
H	Ball carrier, aim at inside foot of Tackle.
F	Release inside and cut Sam LB.
LT	Man outside – “Base Block” DE (Left Foot).
LG	On inside – Backside combo to Will LB (Right Foot).
C	Backside “Backside” combo to Will LB (Left Foot).
RG	On – Over “GOT Block” to Mike LB (Right Foot).
RT	On – Over “GOT Block” DE (Right Foot).

Brown Right Flip 35 Z Reverse

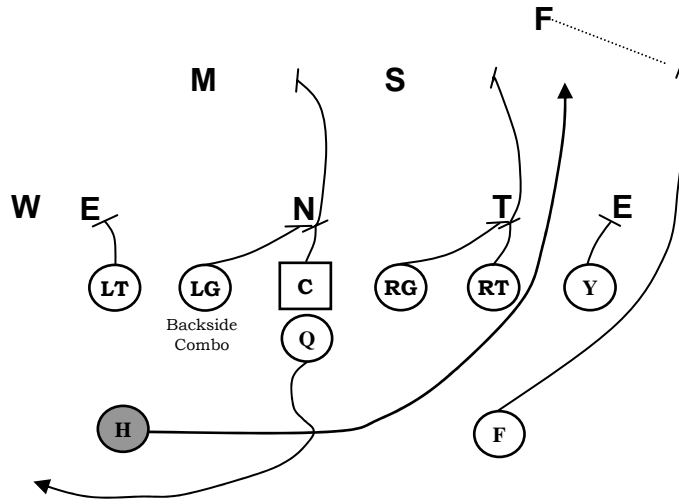


POS	Assignment
QB	Give a great 35 fake – show the hand and then hand the ball off to Z coming over the top.
X	Run off the CB and block the safety.
Y	Block the DE – force him inside.
Z	Run inside and take the handoff and run the reverse.
H	Sell 35. Block LB.
F	Sell the 35 fake. Keep the shoulders and numbers down and sprint through the LOS.
LT	Block the DE.
LG	Block the DT.
C	Stop the initial rush of anyone that comes, then release and block the safety or anyone who threatens the reverse.
RG	Block the DT.
RT	Release and block the CB to the outside.

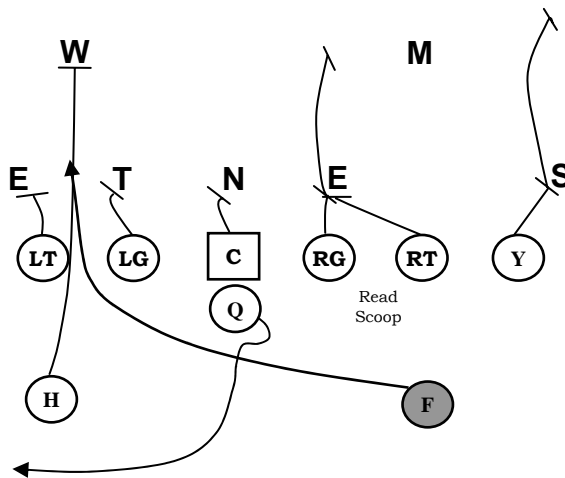
LEAD



Nickel

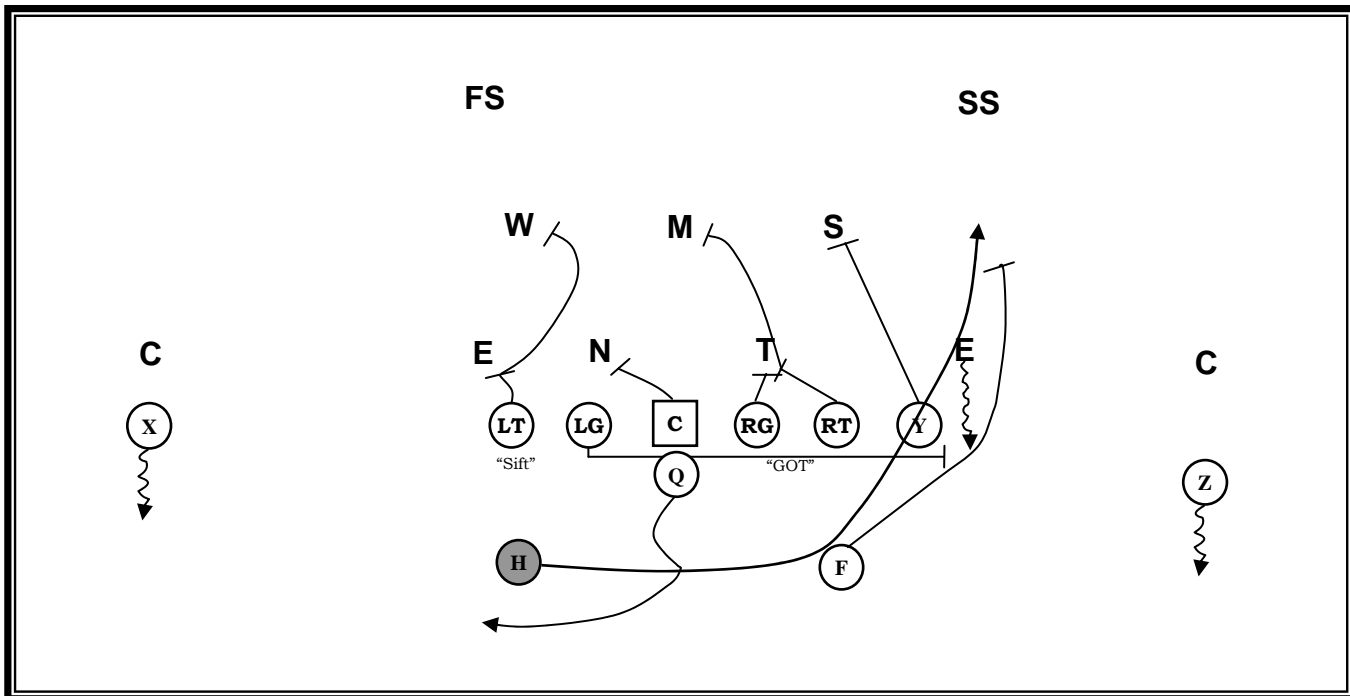


Odd



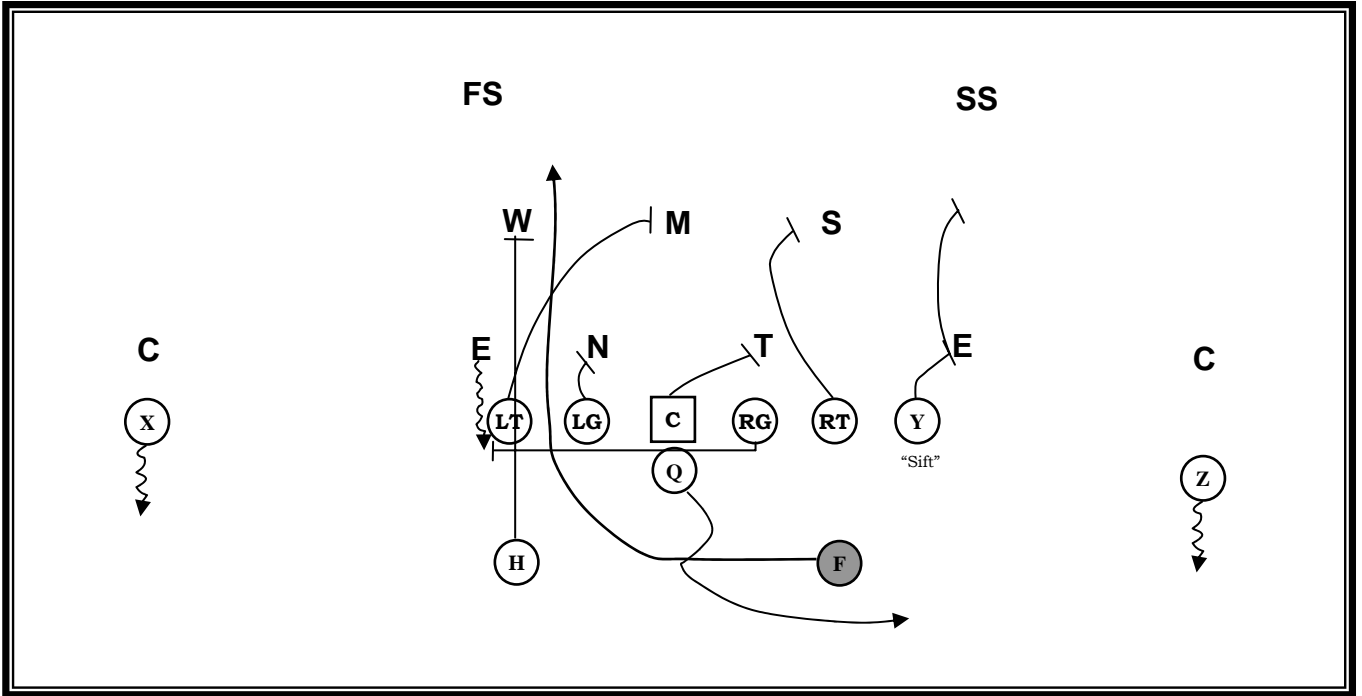
Double Eagle

Blue Right 26 (Power)



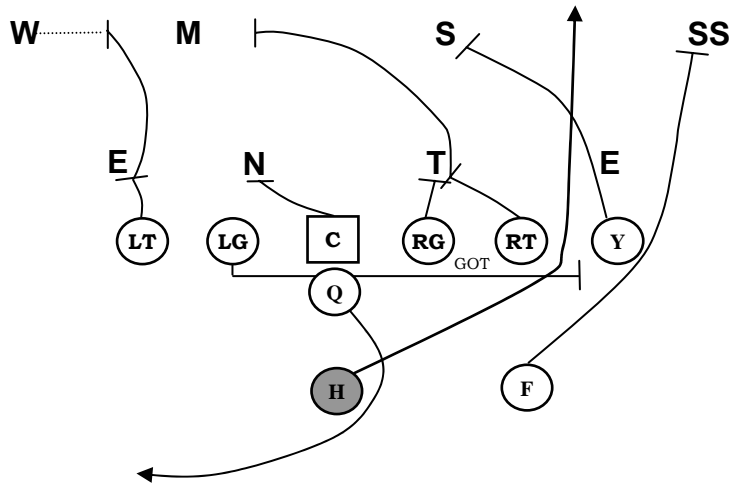
POS	Assignment
QB	Open at 6 a clock and hand the ball off to H coming across.
X	Run stay route.
Y	Inside gap to Sam LB (Left Foot).
Z	Run stay route.
H	Ball carrier, read block by pulling guard.
F	Release outside of end man.
LT	Slow sift to Will LB (Secure DE first) (Left Foot).
LG	Pull flat on inside/outside course, kick out end man on line.
C	"Back Block" to Nose (Left Foot).
RG	On - inside "GOT Call" to Mike LB (Right Foot).
RT	On - inside "GOT Call" to Mike LB (Right Foot).

Blue Right 37 (Power)

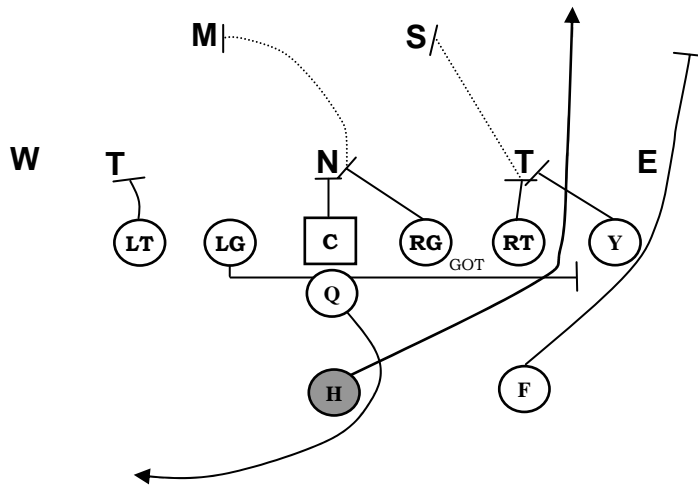


POS	Assignment
QB	Open at 6 a clock and hand the ball off to H coming across.
X	Run stay route.
Y	Slow sift on DE track to BS Safety.
Z	Run stay route.
H	Release inside and cut Will LB.
F	Ball carrier, read block by pulling guard.
LT	Attack Mike LB (Right Foot).
LG	Base Nose (Right Foot).
C	"Back Block" on DT (Can make " Cat Call ").
RG	Pull flat on inside/outside course, kick out end man on line.
RT	Track to Sam LB on a flat course Left Foot). Listen for possible " Cat Call ".

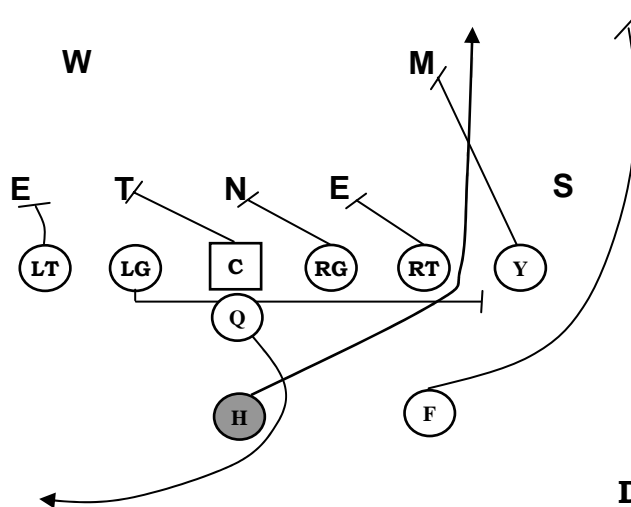
POWER



Nickel

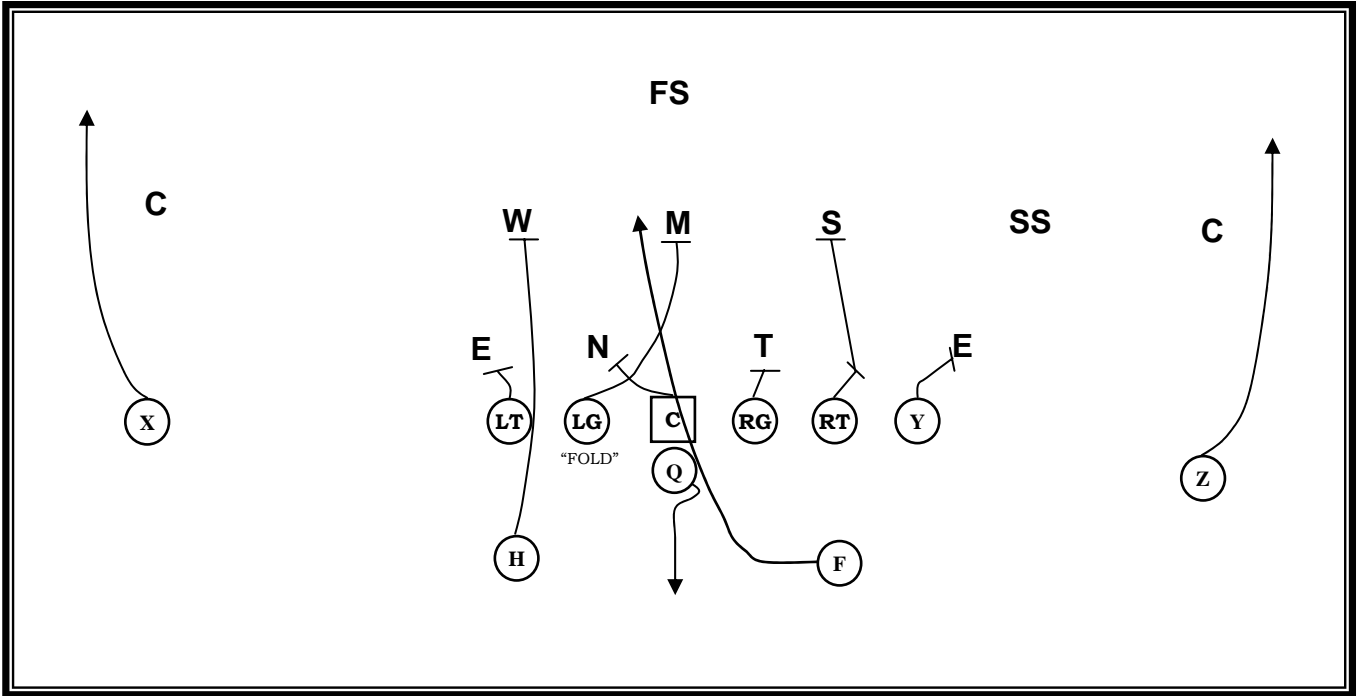


Odd



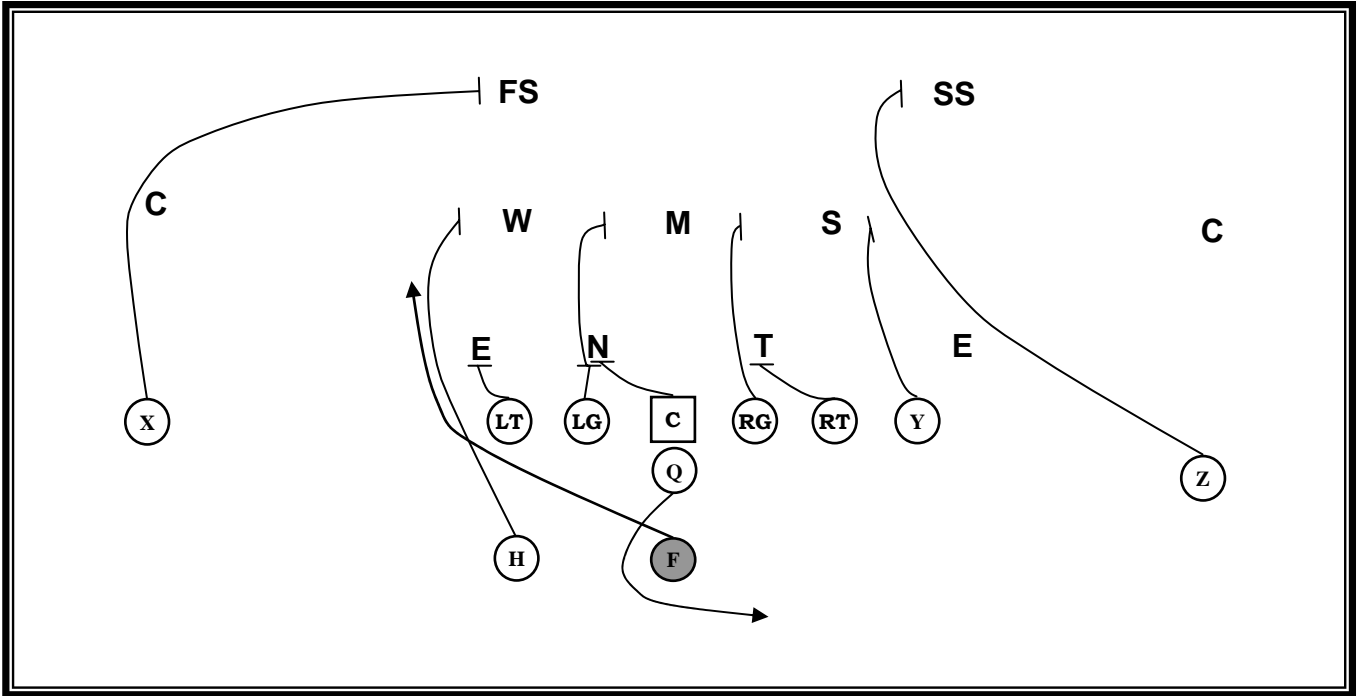
Double Eagle

Blue Right 30 (Base)



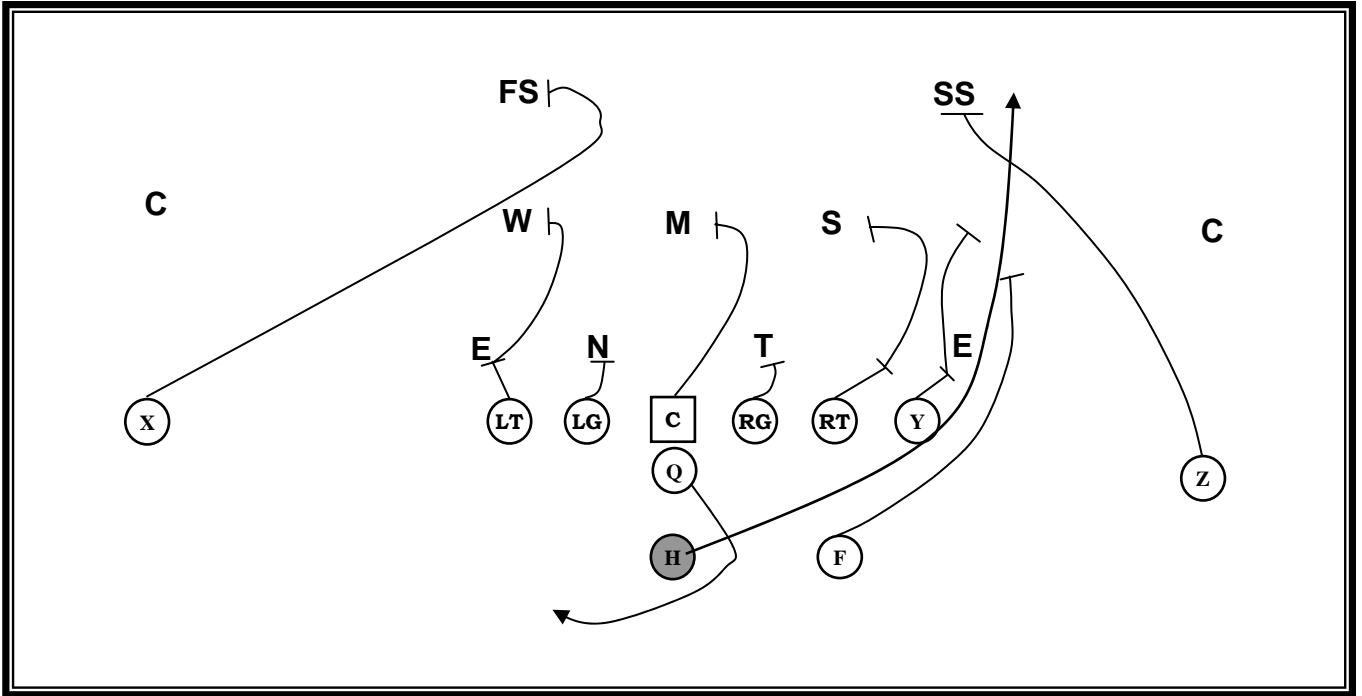
POS	Assignment
QB	Open at 7 a clock and hand the ball off to H coming across.
X	Run man off.
Y	Man - on outside base block (Right Foot to DE).
Z	Run man off.
H	Release inside and cut Will LB.
F	Ball carrier, slide over get ball and read Centers block.
LT	Man on base block (Left Foot to DE).
LG	On side - Make "C Call" (Fold with Center).
C	Backside - Make "C Call" (Fold With LG).
RG	Man on - outside (Right Foot for DT)
RT	Man on - outside step right foot looking for pinching DE - then climb for Sam LB.

Brown Right 39 (Stretch)



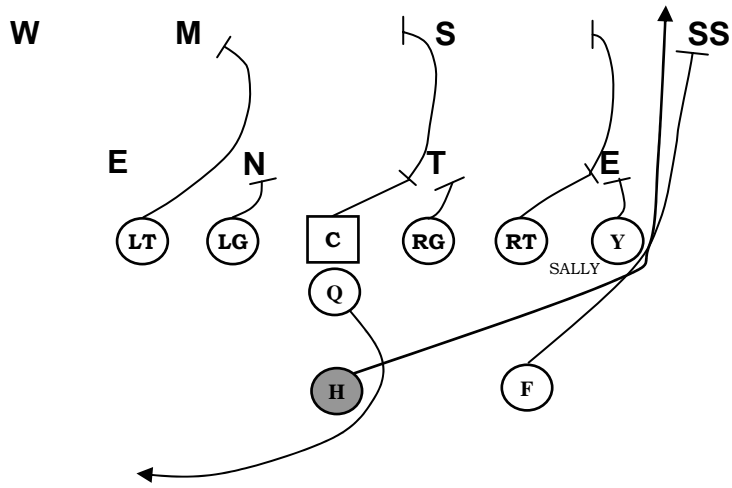
POS	Assignment
QB	Open at 7 a clock and hand the ball off to F.
X	Take outside release and block safety.
Y	Gap uphill – track at 45 degree angle and climb to FS.
Z	Block safety.
H	Release outside of end man on LOS and block Will LB.
F	Ball carrier, read H block.
LT	Gap uphill – track thru DE (Left Foot).
LG	Read scoop – with Center (Right Foot).
C	Read scoop – with LG (Left Foot).
RG	Gap uphill – track at 45 degree angle to Sam LB.
RT	Gap uphill – Cut off backside DT.

Red Right 28 (Stretch)

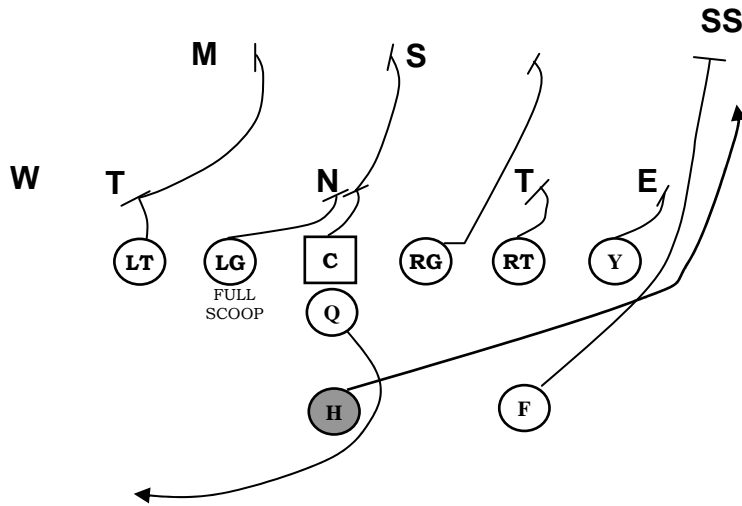


POS	Assignment
QB	Open at 7 a clock and hand the ball off to F.
X	Block safety.
Y	Gap uphill – track through DE at 45 degree angle and climb (Right Foot)
Z	Block safety.
H	Ball carrier, aiming point is outside foot of Y.
F	Release outside of end man on LOS and block first secondary force.
LT	Gap uphill – track at 45 degree angle to Will LB (Right Foot).
LG	Gap uphill – Cut off Nose (Right Foot).
C	Gap uphill – look for pinching DT, climb at 45 degree angle for Mike LB (Right Foot).
RG	Gap uphill – track thru DT, if DT pinches climb to Mike (Right Foot).
RT	Gap uphill – track thru DE at 45 degree angle and climb (Right Foot).

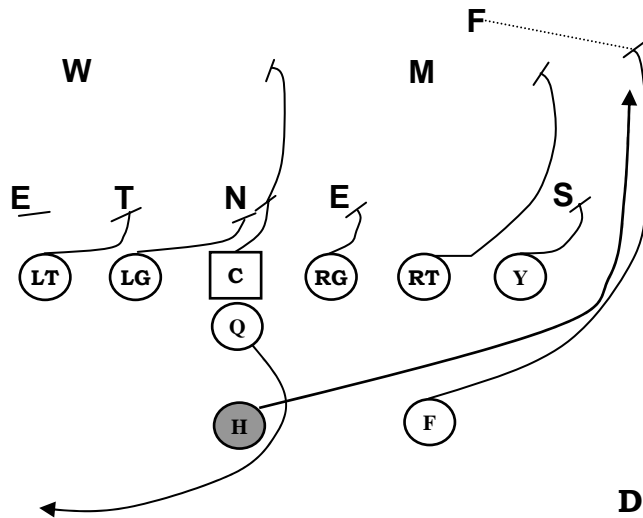
STRETCH



Nickel

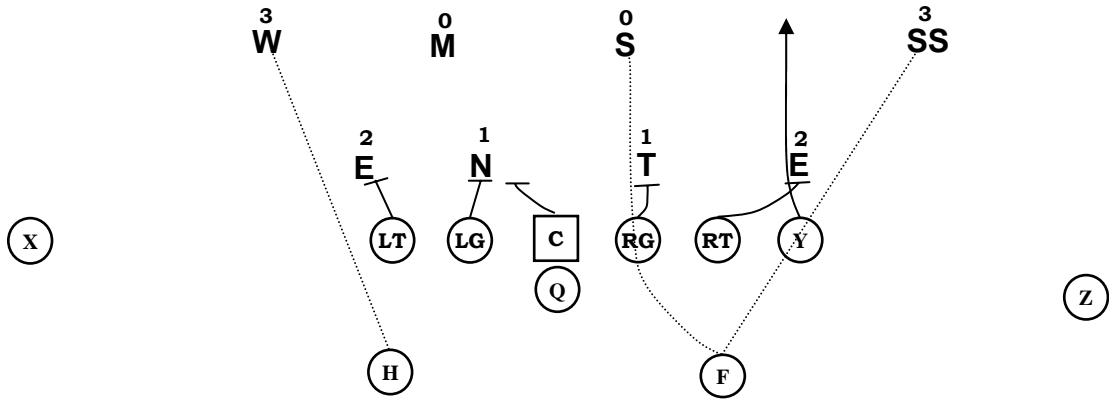


Odd



Double Eagle

90 Protection Nickel



POS	Assignment
QB	Drop back pass.
X	Route.
Y	Best Release.
Z	Route.
H	Check Will LB and release.
F	Make a Roger Call, you have a duel read Sam LB to SS.
LT	Block man on – outside #2
LG	Block #1.
C	If back calls “Roger” work to Mike LB with LG (You/Me Call).
RG	Block #1
RT	Block #2